

COASTAL CAROLINA

Winthrop Eagles

2023-24 Record: 5-3, 0-0 Big South

2022-23 Final Record: 15-17, 10-8 Big South

Head Coach: Mark Prosser (3rd season/7th overall)

Winthrop/Career Record: 43-29/85-105

Big South Record: 24-10



Coastal Carolina Chanticleers

2023-24 Record: 2-4, 0-0 Sun Belt

2022-23 Final Record: 11-20, 5-13 Sun Belt

Head Coach: Cliff Ellis (17th season)

Coastal/Career Record: 296-226/908-575 (49 yrs.)

Sun Belt Record: 57-65

WINTHROP

TIP-INS

- Finished the month of November with a .500 or better record for the 11th straight season
- The Eagles earned five wins in November, the most in the month since the 2013-14 season (5-1)
- It is the 8th time in program history the team won five games in November
- Eagles have won four of the last five games
- Winthrop won three games in three days as it hosted the Rock Hill Classic (Nov. 17-19)
- Winthrop coming off its first losing season since 2012-13 as it looks to bounce back
- The last victory on the road in a season opener for the Eagles came Nov. 7, 2019 at Hartford (67-57)
- Made the Big South Championship game in 2022, the third straight trip for the Eagles who have won two of the last three league titles
- Mark Prosser begins his third season
- Prosser led the Eagles to 23 wins and the Big South Championship game in his first season
- Winthrop has won the Big South Conference Title three out of the past seven seasons (2016-17 / 2019-20 / 2020-21) and played for the title in four of the last seven

HOW THEY MATCHUP



78.2	Scoring	74.5
.481	FG%	.433
.358	3FG%	.317
7.1	3FGM PG	7.3
.732	FT%	.603
34.5	Rebounding	43.3
11.8	Assists	13.5
7.8	Steals	6.7
2.5	Blocks	3.5
11.6	Turnovers PG	15.5
63.1	Scoring Defense	80.2
.389	FG% Defense	.410
.266	3FG% Defense	.341
+3.1	Rebound Margin	+6.3
+2.4	Turnover Margin	-4.8
W1	W/L Streak	W1

GAME INFORMATION

Game 9: Winthrop at Coastal Carolina

Dec. 2, 2023 | 3:30 p.m. (EST)

Conway, S.C. | HTC Center

Radio: Winthrop Sports Network

Station:

94.3 FM | WGNC AM1450/101.1FM | ESPN730

Play-by-Play: Mike Pacheco

Analyst: Michael Jenkins

Television: ESPN+

Play-by-Play: Jeff McCarragher

Analyst: Nate Ross

---Series History vs. Coastal Carolina---

Overall..... 40-45

Last Meeting Dec. 3, 2022

Result Lost, 86-81

Current Streak L3

HTC Center..... 2-5

Streak at HTC Center..... L3

In Overtime 1-3

Most Points (WIN)..... 100 (2-18-02)

Most Points (CCU) 103 (1-7-95)

Prosser vs. Coastal Carolina 0-2

Prosser vs. Sun Belt opponents 11-0

2023-24 Schedule/Results

5-3, 0-0 Big South

NOVEMBER (5-3)

6	at Clemson (ACCNX)	L, 78-56
8	Brevard	W, 98-44
11	Drexel (Homecoming)	L, 74-72
17	+ vs. Holy Cross	W, 89-51
18	+ vs. IUPUI	W, 74-61
19	+ vs. Elon	W, 78-70
24	at Georgia (SECN+)	L, 78-69
28	Bob Jones	W, 90-49

DECEMBER (0-0)

2	at Coastal Carolina	3:30 p.m.
5	Queens	6:30 p.m.
10	at Little Rock	1:00 p.m.
16	at Xavier	7:30 p.m.
19	at South Carolina	7:00 p.m.
22	at Florida State	7:00 p.m.
29	Toccoa Falls	4:00 p.m.

JANUARY (0-0)

3	* Longwood	6:30 p.m.
6	* at USC Upstate	4:00 p.m.
10	* at Presbyterian College	7:00 p.m.
13	* Radford	2:00 p.m.
17	* UNC Asheville	6:30 p.m.
20	* at Gardner-Webb	1:00 p.m.
24	* at Charleston Southern	7:00 p.m.
27	* High Point	4:00 p.m.

FEBRUARY (0-0)

3	* at UNC Asheville	2:00 p.m.
7	* Charleston Southern	6:30 p.m.
10	* at Longwood	3:00 p.m.
14	* at Radford	7:00 p.m.
21	* Presbyterian College	6:30 p.m.
24	* USC Upstate	2:00 p.m.
28	* at High Point	7:00 p.m.

MARCH (0-0)

2	* Gardner-Webb	2:00 p.m.
6-10	# Big South Tournament	TBD

+ (Plaied at Rock Hill Sports & Events Center - Rock Hill, SC)

* Big South Conference Game

Big South Tournament (Qubein Arena - High Point, N.C.)

All Games (EST)

PROBABLE STARTERS

10 JOHNSON Sr. ▶ Guard	11 HARRISON Sr. ▶ Guard	12 DOUCET Jr. ▶ Forward	33 CLAXTON Sr. ▶ Forward	4 TALFORD Sr. ▶ Forward
MIN. 26.0	MIN. 28.1	MIN. 21.6	MIN. 21.6	MIN. 24.8
PPG 10.8	PPG 10.1	PPG 12.1	PPG 2.5	PPG 13.6
RPG 3.8	RPG 3.4	RPG 3.1	RPG 1.9	RPG 3.9
APG 1.3	APG 3.9	APG 1.9	APG 0.1	APG 0.5
FG% 43.8	FG% 45.0	FG% 51.7	FG% 54.5	FG% 68.5
3FG% 31.8	3FG% 36.8	3FG% 44.4	FT% 66.7	FT% 77.8

Athletic Communications/MBB Contact

Brett Redden - Asst. AD for Communications
(803) 367-1649 / reddennb@winthrop.edu

2023-24 Winthrop Basketball Roster

NUMERICAL ROSTER

NO.	NAME	YR.	POS.	HT.	WT.	HOMETOWN/PREVIOUS SCHOOL
0	Sin'Cere McMahon	Sr.	G	6-1	167	Indianapolis, Ind./ Western Carolina
1	Isaiah Wilson	Sr.	G	6-1	180	Pittsburgh, Pa./ Richmond
2	Xavier McKelvy	So.	G	6-2	180	Charlotte, N.C./ United Faith Academy
3	Micheal Anumba	Gr.	G	6-4	220	Montecchio Emilia, Italy/ Loreto Sixth Form College
4	Kelton Talford	Sr.	F	6-7	195	Great Falls, S.C./ Great Falls H.S.
5	Yoro Diallo	R-Fr.	F	6-8	200	Cincinnati, Ohio/ Moeller H.S.
10	Nick Johnson	Sr.	G	6-4	205	Bronx, N.Y./ New Hampshire
11	Kasen Harrison	Sr.	G	6-2	190	Beaumont, Texas/ Lamar
12	K.J. Doucet	Jr.	F	6-7	230	Austell, Ga./ Fort Valley State
13	Clay Howard	Jr.	G	6-3	180	Aiken, S.C./ Aiken H.S.
14	Noah Van Bibber	Fr.	G	6-5	185	Debary, Fla./ Concord Academy
21	Henry Harrison	Fr.	G	5-11	175	Lewisburg, Pa./ Lewisburg H.S.
23	Michael Moore	So.	F	6-10	220	Hermitage, Pa./ IMG Academy.
33	Chase Claxton	Gr.	F	6-7	185	Greenville, S.C./ Legacy Early College
40	Alex Timmerman	Gr.	C	6-10	270	Crystal Lake, Ill./ Bucknell

COACHING STAFF

Head Coach—Mark Prosser (Marist, '02)

Assistant Coach—Tony Rack (Northern Kentucky, '12)

Assistant Coach—Ben Betts (Roanoke College, '90)

Assistant Coach—Mitchell Hill (Tennessee Tech, '15)

Director of Basketball Operations—Kaylin Johnson (Samford, '12)

Video Coordinator—Matt Erps (Winthrop, '18)

Graduate Assistant—Isaac Simpson (Peru State, '22)

PRONUNCIATION GUIDE

0-Sin'Cere McMahon

SIN-SEER MICK-MAN

3-Micheal Anumba

UH-NOOM-BUH

4-Kelton Talford

TAL-FERD

5-Yoro Diallo

YOR-OWE DEE-ALL-OH

12-K.J. Doucet

DEW-SET

RADIO / TV PLAYER PHOTO CHART



Sin'Cere McMahon
G, 6-1, Sr.
Indianapolis, Md.



Isaiah Wilson
G, 6-1, Sr.
Pittsburgh, Pa.



Xavier McKelvy
G, 6-2, So.
Charlotte, N.C.




Micheal Anumba
G, 6-5, Gr.
Reggio Emilia, Italy



Kelton Talford
F, 6-7, Sr.
Great Falls, S.C.



Yoro Diallo
F, 6-8, R-Fr.
Cincinnati, Ohio



Nick Johnson
G, 6-4, Jr.
Bronx, N.Y.




Kasen Harrison
G, 6-2, Sr.
Beaumont, Texas



K.J. Doucet
F, 6-7, Jr.
Austell, Ga.



Clay Howard
G, 6-3, So.
Aiken, S.C.



Noah Van Bibber
G, 6-5, Fr.
Debary, Fla.



Henry Harrison
G, 5-11, Fr.
Lewisburg, Pa.



Michael Moore
F, 6-10, So.
Hermitage, Pa.



Chase Claxton
F, 6-7, Sr.
Greenville, S.C.



Alex Timmerman
C, 6-10, Gr.
Crystal Lake, Ill.



Cam Christy
G, 6-4, So.
Walton, Ky.



Mark Prosser
HEAD COACH



EAGLE EYE VIEW OF THE TEAM

WINTHROP SERIES HISTORY VERSUS COASTAL CAROLINA/SUN BELT

- Winthrop and Coastal Carolina meet for the 86th time
- The Chanticleers have won three straight meetings and lead the all-time series 45-40
- Two of the three losses have been by five or fewer points
- Eagles fell 86-81 at the Winthrop Coliseum in the last meeting
- In six of the last nine meetings the winning team has won by double-figures
- In 85 meetings all-time the Eagles have scored 5,729 points (67.4 ppg) and the Chanticleers have scored 5,760 points (67.8 ppg)
- Eagles are 2-5 all-time against Sun Belt opponents

ON THIS DAY

- Eagles are 8-5 all-time, 6-2 on the road and have won the last seven games played on this date
- In 2015 the Eagles opened Big South Conference play at Charleston Southern with an 83-82 victory as Keon Johnson hit two free throws with 1.6 seconds left for the win (Johnson finished with 27 points on 8-of-11 shoot, 8-of-10 at the foul line)
- In 2010, the Eagles overcame a 9-point second half deficit to snatch an 88-82 overtime win at VMI (Robbie Dreher led the Eagles with 28 points, Andre Jones added 21 points)
- In 2006 the Eagles snagged a 72-62 road win at Northern Illinois behind 22 points from Torrell Martin and 19 points off the bench for Taj McCullough)
- In 2003, Winthrop rallied from a 37-30 halftime deficit to squeek by Eastern Kentucky, 67-66 (James Shuler scored 14 of his 24 points in the second half to lead the rally)

EAGLES ON THE ROAD

- This will be the first non-Power 5 road contest for the Eagles this season
- Opened the season on the road with a 78-56 loss at Clemson
- Second road contest as at Georgia as the Eagles fell 78-69
- Winthrop is 2-3 in its last five road games in the state of South Carolina, 6-4 in the last 10 and 14-6 in the last 20
- In non-conference, in-state matchups the Eagles are 1-4 in the last five and 4-6 in the last 10
- Have an all-time road mark of 259-368 and 207-315 at the NCAA D1 level
- Have been .500 or better on the road in the previous three seasons (28-14 record in that span)
- Over the last six seasons the Eagles are 56-45 on the road
- Averaged 71.0 ppg on the road last season while allowing 77.5 ppg

TEAM NEWS

- Looking for first road win of the season having dropped its last one 78-69 at Georgia
- Secured a .500 or better record in the month of November for an 11th straight season
- Won five games in November, the most since the 2013-14 season (5)
- It is just the 8th time in program history the team won five games in November
- This is the program's 1,386th game as it holds an all-time record of 785-600
- Hold an all-time mark of 124-92 in the month of November, 131-145 in the month of December
- Have attempted 79 more free throws than opponents and have made more (161) than opponents have attempted (141)
- Sitting 5-3 for the 10th time in program history
- A win would make the Eagles 6-3 for the 7th time in program history and a loss would make them 5-4 for the 12th time
- Through eight games the Eagles are allowing just 63.1 ppg, which leads the Big South Conference and ranks 33rd in the nation
- Entering the 2023-24 season the Eagles have a home winning percentage of .669, ranked 31st among D1 programs over the previous 10 seasons
- Eagles had a season-high 15 steals in the win over Brevard
- The last time Winthrop had 15 or more steals in a game was Dec. 6, 2016 when it had 20 vs. Greensboro College
- Mark Prosser is coaching in his 191st game (163rd at NCAA D1 level)
- Winthrop returns four starters, three players that have played a key role in the past as a starter or reserve and three transfers that are expected to make an immediate impact
- Eagles retained the bulk of its starting lineup led by Big South First Team All-Conference selection Kelton Talford as well as Chase Claxton, Kasen Harrison and Sin'Cere McMahon
- Voted to finish third in the Big South Conference Preseason Poll (1 first-place vote and just two total votes behind second-place Radford)
- Clemson was the first of four Power 5 road contests the Eagles face this season and the first of two opponents from the ACC
- There are also trips to Georgia (Nov. 24), South Carolina (Dec. 19) and Florida State (Dec. 22)
- Since 2016-17 the Eagles are 17-4 in home games during the month of November and 27-16 in December
- Winthrop has 10 or more threes in 31 games in the Prosser Era (Hold a 24-7 record in those 31 contests)
- Over the last three seasons Winthrop is 68-9 when leading at the half (126-18 since the start of the 2015-16 season/140-27 since the 2014-15 season)
- In the last 11 seasons the Eagles are 161-23 when leading at the half, 43-80 when trailing and 10-4 when tied
- In Big South contests since 2013-14, the Eagles are 110-13 when leading at the half, 32-35 when trailing and 7-3 when tied
- In the last 186 victories, the Eagles have won by double-figures in 115 of them (62%)
- Over the last 11 seasons Winthrop is 150-53 when attempting 20 or more free throws, 40-9 when attempting 30 or more and 7-0 when attempting 40 or more
- During that same time span, Winthrop is 75-69 when it has less than 20 free throw attempts
- Have won last two attempting 30 or more free throws after having lost 4-of-5 prior
- In the last 11 seasons Winthrop is 70-10 when making 10 or more threes and attempting 20 or more free throws in same game
- Since 2012-13 the Eagles have more wins than any other Big South Conference school (229), 34 more than the next team (Gardner-Webb - 195)

TEAM STREAKS

- Have hit at least one three-point basket in 356 consecutive games
- Seven straight seasons averaging 8.6 three-pointers per game or more as a team

EAGLE EYE VIEW OF THE TEAM

- Streak of at least one block in 27 straight games came to an end at Clemson
- Now have 11 straight seasons finishing with a winning record in conference play
- Have won five straight home openers

LOOKING BACK AT 2022-23

- Winthrop suffered its first losing season since 2012-13, finishing the 2022-23 campaign 15-17
- Battled through a number of injuries that started with the loss of four-year starter Michael Anumba in the preseason
- That led to 11 different starting lineups throughout the season
- Offensively the Eagles averaged 73.8 ppg, the lowest scoring average since 2014-15 and allowed the most points (74.3 ppg) since 2018-19
- When the Eagles scored at least 70 points, they held a record of 14-5
- Eagles dropped their opening game of the Big South Conference Tournament with a quarterfinals loss to Radford (78-69)
- Finished the season with 283 three-pointers, the sixth most made in a single-season in program history (averaged 8.84 per game)
- The 8.84 threes per game ranked 39th nationally and led the Big South Conference
- For the first time since 2016-17 the team had more turnovers than assists (366-447)
- Led the Big South in free throw percentage (.739), which was the third best in program history for a single-season

MARK PROSSER

- In his third season as head coach of the Eagles and 7th season overall as a head coach
- He became the 7th head coach in program history and joined all previous head coaches in winning their first game coaching the Eagles
- Led the Eagles to 23 wins in 2021-22, the most by any first-year head coach in program history
- Prosser joined Steve Vacendak, Gregg Marshall and Randy Peele as the only coaches to start their Winthrop career 2-0
- Became 1-of-3 Winthrop coaches to win their first Big South Conference regular season game and to start 2-0 (Dan Kenney/Gregg Marshall) and just Prosser and Marshall began their Big South career 5-0
- First Winthrop coach to reach at least 11 league wins in first season at the helm (finished with 14)
- Guided the team to its first ever win over a PAC 12 opponent with an 82-74 win at Washington (11/27/21)
- Came to the Eagles after three years as head coach of Western Carolina
- In his second season with the Catamounts he and his staff put together the nation's second biggest turnaround in D1 men's basketball (12-win improvement)
- Spent six seasons at Winthrop as an Associate Head Coach (Assistant coach - 1st year)
- Holds a career record of 85-105 (80-82 at the NCAA D1 level)
- Graduated from Marist and then became a student assistant three seasons before joining the staff at Wofford as an assistant coach in 2002-03
- After one season he became an assistant coach at Bucknell (2003-08)
- While at Bucknell, the Bison upset Kansas in the 2005 NCAA Tournament
- Returned to Wofford as an assistant coach in 2008 where he remained until taking the head coaching job at Brevard College in 2011-12
- After one season he left Brevard to join the Winthrop coaching staff

CURRENT BIG SOUTH MEMBERS

<i>(ranked by overall wins)</i> School	<i>Since (2012-13)</i>		<i>2023-24</i>	<i>2023-24</i>
	Overall	Big South	Overall	Big South
Winthrop	229-123	124-56	5-3	0-0
Gardner-Webb	195-168	102-74	3-5	0-0
Radford	195-161	109-65	5-4	0-0
UNC Asheville	191-161	105-65	4-3	0-0
High Point	172-173	95-78	4-3	0-0
Longwood	170-225	74-118	6-1	0-0
USC Upstate**	136-192	23-45	3-5	0-0
Presbyterian College	110-241	48-141	5-3	0-0
Charleston Southern*	95-226	45-113	2-4	0-0

(Game Through 11/29/23)

* Charleston Southern had 51 wins (31 conference wins and 3 conference tournament wins vacated)

** USC Upstate overall record from 2012-13 - 2017-18 in Atlantic Sun Conference



at Clemson - Kasen Harrison
 Brevard - K.J. Doucet
 Drexel - Nick Johnson
 Holy Cross - Noah Van Bibber
 IUPUI - Kelton Talford
 Elon - Sin'Cere McMahon
 at Georgia - Kelton Talford
 Bob Jones - Alex Timmerman
 at Coastal Carolina -
 Queens -
 at Little Rock -
 at Xavier -
 at South Carolina -
 at Florida State -
 Toccoa Falls -
 Longwood -
 at USC Upstate -
 at Presbyterian -
 Radford -
 UNC Asheville -
 at Gardner-Webb -
 at Charleston Sou. -
 High Point -
 at UNC Asheville -
 Charleston Sou. -
 at Longwood -
 at Radford -
 Presbyterian -
 USC Upstate -
 at High Point -
 Gardner-Webb -

AN EAGLES WIN WOULD...

- Be the first over Coastal since Feb. 18, 2016
- Be the first win at Coastal since Jan. 28, 2015
- Be the 86th career win for Prosser and 81st win as an NCAA D1 coach
- Give the program 786 victories all-time
- Be the 646th all-time at the NCAA D1 level

WINTHROP

All-Time Head Coaches (Wins)

Coach	Wins	Losses	Pct.
Gregg Marshall	194	83	.700
Pat Kelsey	186	95	.663
Nield Gordon	160	100	.615
Randy Peele	77	82	.484
Steve Vacendak	74	98	.430
Dan Kenney	51	113	.331
Mark Prosser	43	29	.597

2023-24 EAGLE TRENDS

THE EAGLES RECORD

Overall: 5-3
At home: 5-1
On the road: 0-2
At a neutral site: 0-0
In the Big South: 0-0
Big South Home: 0-0
Big South Away: 0-0
Overtime: 0-0
Night Tip: 4-3
Daytime Tip: 1-0
Morning Tip: 0-0
Win the Opening Tip: 5-0
Lose the Opening Tip: 0-3
Nationally ranked opponents: 0-0
Opponents receiving votes: 0-0
ACCNX: 0-1
SEC Network+: 0-1
ESPN+: 5-1
ESPN: 0-0
ESPNU: 0-0
ESPN3: 0-0
Flosports: 0-0
Play a team with a record over .500: 1-0
A team with a record below .500: 1-2
A team with a record of .500: 3-1
Lead at halftime: 5-1
Trail at halftime: 0-2
Tied at halftime: 0-0
Lead 10+ at halftime: 4-0
Trail 10+ at halftime: 0-0
Score first: 3-1
1st possession is a turnover: 1-1
1st possession is a made FG: 1-1
1st possession is a missed FGA: 2-0
1st possession is a made FT: 1-1
1st possession is a missed FT: 0-0
Make First Field Goal Attempt: 2-1
Miss First Field Goal Attempt: 3-2

SCHEDULED TIME OF TIP/DAY OF WEEK

(record by time zone, not just EST)

Tip at 11 a.m.: 0-0
Tip at 12 p.m.: 0-0
Tip at 12:30 p.m.: 0-0
Tip at 1 p.m.: 0-0
Tip at 2 p.m.: 0-0
Tip at 2:30 p.m.: 1-0
Tip at 3 p.m.: 0-0
Tip at 4 p.m.: 0-0
Tip at 5 p.m.: 2-1
Tip at 5:30 p.m.: 0-1
Tip at 6 p.m.: 0-0
Tip at 6:30 p.m.: 2-0
Tip at 7 p.m.: 0-1
Tip at 8 p.m.: 0-0
Monday: 0-1
Tuesday: 1-0
Wednesday: 1-0
Thursday: 0-0
Friday: 1-1
Saturday: 1-1
Sunday: 1-0

SCORING

Scores between 10-19: 0-0
20-29 points: 0-0
30-39 points: 0-0
40-49 points: 0-0
50-59 points: 0-1
60-69 points: 0-1
70-79 points: 2-1
80-89 points: 1-0
90-99 points: 2-0
100-plus points: 0-0
Shoot 10-19 percent from the field: 0-0
20-29%: 0-0
30-34%: 0-0
35-39%: 0-0
40-44%: 1-1
45-49%: 1-1
50-59%: 2-0
60-plus: 1-0
Higher FG% than opponent: 5-1
Lower FG % than opponent: 0-2

FG% is the same: 0-0
Hit 7 or more threes: 4-0
Hit less than 7 threes: 1-3
Attempt less than 20 threes: 2-2
Attempt 20 or more threes: 3-1
Attempt 30 or more threes: 0-0
Turn ball over less than 10 times: 1-1
10-15 times: 3-2
16-20 times: 1-0
21-plus: 0-0
Make more free throws: 5-2
Make fewer free throws: 0-1
Make same free throws: 0-0
Attempt more free throws: 5-3
Attempt fewer free throws: 0-0
Attempt same free throws: 0-0
Have more rebounds: 3-0
Have fewer rebounds: 2-3
Have same rebounds: 0-0
Have more turnovers: 0-2
Have fewer turnovers: 4-1
Have same turnovers: 1-0
Have more steals: 4-2
Have fewer steals: 1-1
Have same steals: 0-0

LATE IN THE GAME(regulation only)

Lead with five minutes left: 5-1
Trail with five minutes left: 0-2
Tied with five minutes left: 0-0
Lead with one minute left: 5-1
Trail with one minute left: 0-2
Tied with one minute left: 0-0
Bench scores more points: 5-0
Bench scores fewer points: 0-3
Bench scores same points: 0-0
1 Score Double-Figures: 0-0
2 Score Double-Figures: 0-1
3 Score Double-Figures: 0-2
4 Score Double-Figures: 4-0
5 Score Double-Figures: 1-0
6 Score Double-Figures: 0-0
7 Score Double-Figures: 0-0

GAMES DECIDED BY...

1 point: 0-0
2 points: 0-1
5 points or less: 0-1
6-9 points: 1-1
Double-figures: 4-1

First Basket (POINT) is a...

Jumper: 0-1
Lay-up/Tip-in: 2-1
Dunk: 1-0
Free Throw: 2-1
Three-Pointer: 0-0

POINTS OFF TURNOVERS

Score more off turnovers: 4-1
Outscored off turnovers: 1-1
Tied in points off turnovers: 0-0

POINTS IN PAINT

Score more points in paint: 5-1
Outscored in paint: 0-1
Tied in points in paint: 0-0

2ND CHANCE POINTS

Score more 2nd chance points: 3-0
Outscored in 2nd chance points: 2-2
Tied in 2nd chance points: 0-0

SCHOOLS FROM...

Arkansas: 0-0
Florida: 0-0
Georgia: 0-1
Indiana: 1-0
Massachusetts: 1-0
North Carolina: 2-0
Ohio: 0-0
Pennsylvania: 0-1
South Carolina: 1-1
Virginia: 0-0

YEAR-BY-YEAR RECORDS

(Member of NCAA D1 Level Only)					
Year	Overall	Home	Away	Non-Conf.	BSC
23-24	5-3	5-1	0-2	5-3	0-0
22-23	15-17	10-4	4-11	5-9	10-8
21-22	23-9	13-0	7-7	9-7	14-2
20-21	23-2	11-1	10-0	5-1	17-1
19-20	24-10	12-4	10-6	7-7	15-3
18-19	18-12	11-3	7-8	8-5	10-6
17-18	19-12	11-3	7-8	6-5	12-6
16-17	26-7	14-3	12-3	8-4	15-3
15-16	23-9	14-1	7-7	10-4	13-5
14-15	19-13	11-3	6-10	7-7	12-6
13-14	20-13	12-3	5-10	10-7	10-6
12-13	14-17	11-4	2-12	8-7	6-10
11-12	12-20	7-5	4-11	4-10	8-10
10-11	13-17	9-4	4-10	4-8	9-9
09-10	19-14	12-2	6-11	7-8	12-6
08-09	11-19	7-6	4-12	2-10	9-9
07-08	22-12	12-3	6-7	12-8	10-4
06-07	29-5	15-0	12-3	15-5	14-0
05-06	23-8	15-1	7-6	10-5	13-3
04-05	27-6	16-0	9-4	12-5	15-1
03-04	16-12	10-4	5-7	6-5	10-6
02-03	20-10	11-3	9-4	8-6	11-3
01-02	19-12	9-4	7-5	6-7	10-4
00-01	18-13	11-1	5-7	5-9	11-3
99-00	21-9	13-1	6-7	8-5	11-3
98-99	21-8	12-1	7-6	10-6	9-1
97-98	7-20	4-9	4-10	3-11	4-8
96-97	12-15	9-4	3-10	7-6	5-9
95-96	7-19	4-8	3-10	1-11	6-8
94-95	7-20	5-7	2-12	3-8	4-12
93-94	4-23	3-9	1-13	1-8	3-15
92-93	14-16	7-5	4-10	9-5	5-11
91-92	6-22	4-11	2-10	3-11	2-12
90-91	8-20	6-7	2-12	3-10	5-9
89-90	19-10	14-4	5-7	13-4	6-6
88-89	16-13	14-5	2-8	10-5	5-7
87-88	17-13	12-3	5-10	9-6	5-7
86-87	8-20	5-5	3-14	7-12	1-7
85-86	20-9	14-2	5-6	14-6	5-3
Totals	645-509	395-145	209-315	278-266	342-232

THE EAGLES' RECORD IN WINTHROP COLISEUM

Season	Won	Lost	Pct.
1982-83	7	8	.467
1983-84	12	5	.706
1984-85	11	4	.733
1985-86	14	2	.875
1986-87	5	5	.500
1987-88	12	3	.800
1988-89	14	5	.737
1989-90	14	4	.778
1990-91	6	7	.462
1991-92	4	11	.267
1992-93	7	5	.583
1993-94	3	9	.250
1994-95	5	7	.417
1995-96	4	8	.333
1996-97	9	4	.692
1997-98	4	9	.308
1998-99	12	1	.923
1999-00	13	1	.929
2000-01	11	1	.917
2001-02	9	4	.692
2002-03	11	3	.786
2003-04	10	4	.714
2004-05	16	0	1.000
2005-06	15	1	.938
2006-07	15	0	1.000
2007-08	12	3	.800
2008-09	7	6	.538
2009-10	12	2	.857
2010-11	9	4	.692
2011-12	7	5	.583
2012-13	11	4	.733
2013-14	12	3	.800
2014-15	11	3	.786
2015-16	14	1	.933
2016-17	14	3	.824
2017-18	11	3	.786
2018-19	11	3	.786
2019-20	12	4	.750
2020-21	11	1	.916
2021-22	13	0	1.000
2022-23	10	4	.692
2023-24	2	1	.667
36 Years	422	161	.724

2022-23 EXTRAS

WINTHROP RECORD ACCORDING TO STARTING LINEUP

K. Harrison, Johnson, Doucet, Claxton, Talford	5-1
K. Harrison, McMahon, Doucet, Talford, Timmerman	0-1
K. Harrison, Johnson, Doucet, Claxton, Timmerman	0-1

WINTHROP RECORD WHEN LEADING SCORER IS...

Talford	3-1
Timmerman	1-0
Van Bibber	1-0
K. Harrison	0-2

WINTHROP RECORD WHEN LEADING REBOUNDER IS...

Diallo	2-0
Doucet	2-0
Timmerman	2-2
K. Harrison	1-0
McKelvy	1-0
Talford	1-0
Johnson	1-1

WINTHROP RECORD WHEN LEADER IN ASSISTS IS..

K. Harrison	3-2
McMahon	2-0
Doucet	1-1

WINTHROP RECORD WHEN OPPONENT...

Shoots less than 30%:	0-0
30-34%:	3-0
35-39%:	2-0
40-44%:	0-3
45-49%:	0-0
50-59%:	0-0
60-plus:	0-0
Makes 25 or more FG:	0-3
Makes fewer than 25 FG:	5-0
Makes 7 or more 3PT FG:	2-2
Makes 6 or less 3PT FG:	3-1
Makes more than 15 FTs:	2-1
Makes 15 or fewer FTs:	4-1
Commits 13 or fewer TOs:	1-3
Commits 14 or more TOs:	4-0
Scores the first point(s) of 2nd half:	1-2

WINTHROP RECORD WHEN OPPONENT HAS...

A 20-point scorer:	1-2
A 30-point scorer:	0-0
A 40-point scorer:	0-0
More than one 20-point scorer:	0-0
No players in double-figures:	0-0
1 Player in double-figures:	2-0
2 Players in double-figures:	2-0
3 Players in double-figures:	1-1
4 Players in double-figures:	0-2
5 or more players in double-figures:	0-0
6 or more players in double-figures:	0-0

Margin of Victory/Defeat

Breakdown of Eagles' margin of victory...

1	2	3	4	5	6	7	8	9	10	11-15	16-20	21-25	26+
-	-	-	-	-	-	-	1	-	-	1	-	-	3

Breakdown of Eagles' margin of defeat...

1	2	3	4	5	6	7	8	9	10	11-15	16-20	21-25	26-30+
-	2	-	-	-	-	-	1	-	-	-	-	1	-

WINTHROP CURRENT STREAKS

OVERALL

All Games	W1
Big South Games Overall	W4
Ranked opponent	L3

HOME

All Games	W4
Non-Conference Home Games	W4
Big South Home Games	W2

ROAD

All Games	L2
Big South Road Games	W2
Non-Conference Road Games	L9

NEUTRAL

At Neutral Sites	L1
Ranked opponents	L3
Unranked opponents	L1

EAGLES CURRENT STREAKS VS. BIG SOUTH OPPONENTS

Campbell	W10
Charleston Southern	W8
Gardner-Webb	W1
High Point	W1
Longwood	W1
Presbyterian College	W9
Radford	L3
UNC Asheville	L1
USC Upstate	L2

RECORD AT WINTHROP COLISEUM

Winthrop Record At Winthrop Coliseum When It Scores...

	Since 2004-05	All-Time (D1 level)
100+:	20-1	28-1
90-99:	28-0	45-1
80-89:	52-7	89-7
70-79:	61-8	118-29
60-69:	42-12	75-47
50-59:	18-15	23-38
40-49:	1-6	1-10

When Winthrop Allows () Points At Winthrop Coliseum...

100+:	1-1
90-99:	5-5
80-89:	18-9
70-79:	36-13
60-69:	59-16
50-59:	55-7
40-49:	41-2
30-39:	2-0

LAST TIME WINTHROP...

TEAM

Scored 70-79 points

78 vs. Elon, 11-19-23 (W, 78-70)

Scored 80-89 points

89 vs. Holy Cross, 11-17-23 (W, 89-51)

Scored 90-99 points

90 vs. Bob Jones, 11-28-23 (W, 90-49)

Scored 100+ points

101 vs. Eastern Michigan, 11-23-22 (W, 101-87)

Both Team Score 100 Points Or More

UNC Asheville, 2-26-14 (W, 107-100 in OT)

Held opponent to 40-49 points

Brevard College, 11-8-23 (W, 98-44)

Held opponent to 30-39 points

Lenoir-Rhyne, 11-20-12 (W, 59-35)

Held opponent to 20-29 points

at College of Charleston (29), 2-26-83 (L, 29-23)

Allowed 70-79 points

70 vs. Elon, 11-19-23 (W, 78-70)

Allowed 80-89 points

86 at UNC Asheville, 2/8/23 (L, 86-79)

Allowed 90-99 points

93 vs. Campbell, 2-22-23 (W, 95-93 in OT)

Allowed 100 points or more

119 at Auburn, 11-24-17 (L, 119-85)

Scored 50 in a half

Brevard, 11-8-23 (53-2nd half)

Allowed 50 in a half

at UNC Asheville, 2-8-23 (52-2nd half)

Allowed 60 in a half

vs. Gardner-Webb, 1-24-19 (62-2nd half)

Scored 60 in a half

at UNC Asheville, 2-8-23 (63-2nd half)

Allowed 60 in a half

vs. Gardner-Webb, 1-24-19 (62-2nd half)

Scored 70 in a half

vs. Pfeiffer, 11-13-18 (73-1st half)

Held Opponent under 20 points in a half

vs. Toccoa Falls, 11-29-22 (13-1st half)

Scored under 20 points in a half

at Radford, 2-12-21 (18-1st half)

Won in overtime

Campbell, 2-22-23 (W, 95-93 in OT)

Lost in overtime

at UNC Asheville, 2-9-17 (L, 104-101 in 2OT)

Won At The Buzzer

at Radford, 2-13-16 (W, 86-84 / Keon Johnson GW Jumper)

Lost At The Buzzer

at Fresno State, 11-10-19 (L, 77-74)

Played In Double-Overtime

vs. Gardner-Webb, 1-11-20 (W, 99-95 in 3OT)

Played In Triple-Overtime

vs. Gardner-Webb, 1-11-20 (W, 99-95 in 3OT)

Played Overtime In Non-Conference Game

vs. Mercer, 11-13-21 (W, 88-85 in OT)

Played Overtime In Non-Conference Home Game

vs. Furman, 11-30-16 (W, 58-57/OT)

Played Overtime In Non-Conference Road Game

at Illinois, 11-21-16 (W, 84-80/OT)

Played In Back-To-Back Overtime Games:

12-31-15, won 82-72 over Longwood, 1-3-16, lost 90-87 in 2OT to High Point)

Shot 50-59 percent from field

Bob Jones, 11-28-23 (.537-Won 90-49)

Shot 60 percent or better from field

vs. Brevard College, 11-8-23 (.610-Won 98-44)

An opponent shot 50-59 percent from field

vs. (3) Radford, 3-3-23 (.536-Lost, 78-69)

An opponent shot 60 percent or better from field

Campbell, 2-22-23 (.600-Won 95-93 in OT)

Shot 50-59 percent from the field in a half

vs. Bob Jones, 11-28-23 (.533-2nd half)

Shot 60-69 percent from the field in a half

at UNC Asheville, 2-8-23 (.621-2nd half)

Shot 70 percent or better from the field in a half

vs. Brevard College, 11-8-23 (.704-2nd half)

Shot 50 percent or better in each half

at Presbyterian, 1-28-23 (1st .545/2nd .609)

Pulled down 50 rebounds or more

vs. Converse, 12-31-21 (52)

Allowed 50 or more rebounds

at #13 Auburn, 11-15-21 (53)

Pulled down 60 rebounds or more

vs. Pfeiffer, 11-25-19 (61)

Had 40 or more defensive rebounds

vs. Pfeiffer, 11-25-19 (45)

Had 20 Offensive rebounds

vs. Carver College, 12-11-21 (20)

Allowed opponent 20 Offensive rebounds

vs. Presbyterian, 1-4-23 (20)

Outrebounded Opponent by 20

vs Brevard College (+20/41-21, W, 98-44)

Outrebounded by 20

at Colorado State, 11-14-17 (-22/51-29, L 80-76)

Won by 20-29 points

Piedmont, 11-9-22 (W, 78-56/+22)

Won by 30-39 points

Converse, 12-31-21 (W, 78-40/+38)

Won by 40-49 points

Bob Jones, 11-28-23 (W, 90-49/+41)

Won by 50+ points

vs. Brevard College, 11-8-23 (W, 98-44/+54)

Lost by 20-29 points

at Clemson, 11-6-23 (L, 78-56/-22)

Lost by 30-39 points

at Auburn, 11-24-17 (L, 119-85)

Lost by 40-49 points

vs. Duke, 3-14-02 (L, 84-37/-47)

Lost by 50+ points

at Syracuse, 11-22-96 (L, 106-51/-55)

Hit 10 or more threes

Bob Jones, 11-28-23 (13)

Hit 15 or more threes

at Washington State, 11-22-21 (16)

Allowed 10 or more threes

Longwood, 2-1-23 (11)

Allowed 15 or more threes

at Penn State, 11-7-22 (18)

Did not hit a three-pointer in a game

vs. Presbyterian College, 2-14-12 (0-8)

Held opponent without a three-pointer

at Liberty, 1-22-15 (0-10)

Shot 60 percent from three (10 made min.)

vs. Charleston Southern, 1-27-16 (17-28/.607%)

Shot 100 percent from FT Line (10 made min.)

vs. Coastal Carolina, 2-18-16 (20-20)

Shot 50 percent or less from FT Line (15 FTA min.)

at USC Upstate, 12-12-20 (8-for-19/42%)

Attempted 30-39 Free Throws

Elon, 11-19-23 (35)

Attempted 40-49 free throws

vs. Gardner-Webb, 1-11-20 (40)

Attempted 50 or more free throws

vs. Campbell, 12-30-20 (50)

Dished out 20 or more assists

vs. Converse College, 12-31-21 (21)

Had 15 Or More Steals

vs. Brevard, 11-8-23 (15)

No Steals in a game

vs. Villanova (3/19/21)

Had 10 or More Blocks

at High Point, 2-10-18 (10)

Commit 5 or fewer turnovers in a game

at Coastal Carolina, 3-8-15 (5)

Commit 20 or more turnovers in a game

at Longwood, 1-7-23 (21)

Commit 30 or more turnovers in a game

No games since 1994-95 (no team game-by-game available prior)

Had 3 players in double-figures

vs. Drexel, 11-11-23 (Harrison 19, Talford 16, Johnson 14)

Had 4 players in double-figures

vs. Brevard, 11-8-23 (Talford 21, Doucet 17, Johnson 13, K. Harrison 10)

Had 5 or more players in double-figures

Bob Jones, 11-28-23 (Timmerman 19, Doucet 16, McKelvy 11, K. Harrison 10, Johnson 10)

Had 6 or more players in double-figures

vs. Mary Baldwin, 11-9-21 (Burns Jr. 30, Hightower 13, Talford 13, Corbin 12, McMahon 10, Claxton 10)

Had 7 or more players in double-figures

vs. Pfeiffer, 11-25-19 (Burns Jr. 19, Corbin 16, Ferguson 14, Jones Jr. 13, Zunic 13, King 11, Hale 10)

Played a ranked team

at #13 Auburn 11-15-22 (Lost, 89-65)

WINTHROP PLAYER...

Score 20-29 Points

11-8-23 vs. Brevard (Kasen Harrison - 26 / Kelton Talford - 20)

Score 30-39 Points

2-8-23 at UNC Asheville (Sin'Cere McMahon, 35)

Score 40 Or More Points

2-9-17 at UNC Asheville (Keon Johnson, 40)

Had two players score 20 or more points same game

3-3-23 vs. (3) Radford (Kasen Harrison - 26 / Kelton Talford - 20)

Hit 10 Field Goals Or More

Sin'Cere McMahon at UNC Asheville, 2-8-23 (10-of-18)

Made 10 or more free throws

Kelton Talford, 11-19-23 vs. Elon (10-of-10)

Made 5 or more threes

Noah Van Bibber, 11-17-23 vs. Holy Cross (6-of-8)

Had 20 or more rebounds

Xavier Cooks at Longwood, 2-15-17 (20)

Had 20 points, 20 rebounds same game

Xavier Cooks at Longwood, 2-15-17 (21 points, 20 rebounds)

Dish Out 10 Or More Assists

Chandler Vaudrin/Russell Jones Jr. vs. (8) High Point, 3-1-21

Record 5 Or More Steals

Cory Hightower (5, at Middle Tennessee State, 11-16-21)

Have 5 Or More Blocks

Josh Ferguson vs. ETSU, 11-17-18 (5)

Registered A Double-Double (Guard)

Adam Pickett (23 points, 12 rebounds vs. Presbyterian College, 2-13-19)

Registered A Double-Double (Forward/Center)

Kelton Talford (20 points, 12 rebounds vs. (3) Radford, 3-3-23)

Two Player Record Double-Double

at Gardner-Webb, 2-15-18 (Xavier Cooks/Adam Pickett)

Registered A Triple-Double

Chandler Vaudrin (10 points, 12 rebounds, 10 assists vs. (8) High Point, 3-1-21)

2023-24 MISC. STATS

Most 1st Half Points

Winthrop 45 vs. Brevard
Opponents 36 at Georgia

Most 2nd Half Points

Winthrop 53 vs. Brevard
Opponents 45 at Clemson/vs. Drexel

Fewest 1st Half Points

Winthrop 24 at Clemson
Opponents 20 vs. Brevard

Fewest 2nd Half Point

Winthrop 32 at Clemson
Opponents 24 vs. Brevard

Largest Half Time Lead

Winthrop 25 vs. Brevard
Opponents 9 at Clemson

Largest Margin of Victory

Winthrop 54 vs. Brevard
Opponents 22 at Clemson

Largest Deficit in Win

Winthrop 11 vs. Elon

Largest Deficit In Loss

Winthrop 24 at Clemson

Largest Lead In Loss

Winthrop n/a

Largest Lead In Win

Winthrop n/a

Most Points 1st OT

Winthrop n/a
Opponents n/a

Most Points 2nd OT

Winthrop n/a
Opponents n/a

Most Points 3rd OT

Winthrop n/a
Opponents n/a

Career numbers (below) only reflect NCAA D1 level

First Player To Score

Doucet 3
Talford 3
Claxton 1
McKelvy 1

Doucet 2 n/a
Wilson 0 2
Anumba 0 5

Claxton 0 11
Wilson 0 2
Anumba 0 27

First Off The Bench

McMahon 6
Timmerman 4
Claxton 1
Johnson 1
McKelvy 1
Talford 1

Steals Leader

Johnson 4 n/a
K.Harrison 3 28
Talford 1 9
Claxton 0 27
McMahon 0 18
McKelvy 0 5
Wilson 0 2
Anumba 0 16

20-29 Points

Talford 1 11
Van Bibber 1 1
McMahon 0 9
Harrison 0 6

30+ Points

Sin'Cere McMahon 0 1

Points Leader

Talford 4 16
K.Harrison 2 12
Timmerman 1 n/a
Van Bibber 1 1
McMahon 0 10
Anumba 0 3
Claxton 0 2

Blocks Leader

Talford 3 26
Claxton 2 52
Moore 2 8
Diallo 2 2
Johnson 1 1
McKelvy 1 1
Wilson 0 1
Anumba 0 10

40+ Points

none

10+ Assists

none

10+ Rebounds

Talford 0 13
Anumba 0 1

Rebound Leader

Timmerman 4 n/a
Diallo 2 2
Doucet 2 n/a
Talford 1 38
K.Harrison 1 4
McKelvy 1 1
Johnson 1 1
McMahon 0 2
Moore 0 1
Anumba 0 13
Claxton 0 9

Dunks

Talford 4 53
Claxton 3 81
Moore 1 4
McKelvy 0 6
Anumba 0 1

20+ Rebounds

none

5+ Steals

Harrison 0 1

Double-Doubles

Talford 0 11
Claxton 0 1

Assist Leader

K.Harrison 6 48
McMahon 2 10

Double-Figures

K.Harrison 6 55
Talford 5 48
Doucet 6 6
Johnson 5 5
McMahon 3 34
McKelvy 1 3
Timmerman 1 n/a
Van Bibber 1 1

20/20 Pts/Reb

none

Triple-Doubles

none

EAGLE EYE VIEW OF THE TEAM

LAST 10 WINS

90-49 vs. Bob Jones, 11-28-23
 78-70 vs. Elon, 11-19-23
 74-61 vs. IUPUI, 11-18-23
 89-51 vs. Holy Cross, 11-17-23
 98-44 vs. Brevard, 11-8-23
 84-78 vs. High Point, 2-25-23
 95-93 (OT) vs. Campbell, 2-22-23
 75-67 at Charleston Southern, 2-18-23
 86-78 at Gardner-Webb, 2-15-23
 76-74 vs. Longwood, 2-1-23

LAST 10 LOSSES

69-78 at Georgia, 11-24-23
 78-56 at Clemson, 11-6-23
 78-69 vs. (3) Radford, 3-3-23
 79-70 vs. USC Upstate, 2-11-23
 86-79 at UNC Asheville, 2-8-23
 69-66 at Radford, 2-4-23
 63-61 vs. Gardner-Webb, 1-21-23
 71-66 at High Point, 1-18-23
 66-52 vs. Radford, 1-11-23
 85-71 at Longwood, 1-7-23

Winthrop All-Time Record By Months

November	124-91 (.577)
December	131-145 (.472)
January	247-182 (.575)
February	227-147 (.601)
March	54-33 (.620)

Record By Days Of The Week Since 2012-13

Year	Monday	Tuesday	Wednesday	Thursday	Friday	Saturday	Sunday	Overall
12-13	0-0	3-3	4-5	0-1	0-0	6-8	1-0	14-17
13-14	0-0	2-1	7-5	1-0	1-0	8-5	1-2	20-13
14-15	3-1	1-0	5-3	2-2	1-1	6-5	1-1	19-13
15-16	2-0	3-2	3-2	3-2	2-1	9-1	1-1	23-9
16-17	1-0	3-0	5-0	6-2	1-1	9-3	1-1	26-7
17-18	1-0	1-4	3-1	3-2	1-3	7-2	3-0	19-12
18-19	1-0	1-3	2-2	5-3	0-0	8-4	1-0	18-12
19-20	3-1	1-0	1-1	9-3	1-1	8-3	1-1	24-10
20-21	2-0	3-0	2-0	7-0	3-1	3-0	3-0	23-1
21-22	1-2	2-2	4-1	4-0	2-0	10-3	0-1	23-9
22-23	0-1	2-2	7-4	0-1	0-1	6-8	0-0	15-17
23-24	0-1	1-0	1-0	0-0	1-1	1-1	1-0	5-3
Totals	14-6	23-17	45-24	39-16	13-10	81-43	16-7	229-123

Double Digit Deficits In A Win (Since 2012-13) (most recent in Bold/Italic)

19	2-1-23 vs. Longwood	W	76-74
15	12-31-22 vs. UNC Asheville	W	62-60
15	11-13-21 vs. Mercer	W	88-85 OT
15	3-8-20 vs. (5) Hampton	W	76-68
15	1-25-14 vs. VMI	W	58-57
15	1-5-19 at UNCA	W	80-65
14	2-13-19 vs. PC	W	93-85
14	12-20-16 vs. Georgia Southern	W	86-84
13	1-24-15 vs. Campbell	W	71-63
12	1-16-20 at Hampton	W	116-95
12	11-28-18 at Tennessee Tech	W	82-70
12	12-29-18 vs. Prairie View	W	76-62
12	11-21-16 at Illinois	W	84-80 OT
12	3-5-14 vs. Liberty	W	77-65
12	11-9-13 vs. Roanoke College	W	93-74
11	<i>1-14-23 at Campbell</i>	<i>W</i>	<i>78-74</i>
11	2-5-22 at Hampton	W	69-57
11	1-26-22 at USC Upstate	W	95-91 OT
11	1-20-22 at Presbyterian	W	60-58
11	12-21-19 vs. Elon	W	85-80
11	1-24-18 at Longwood	W	95-78
11	1-19-17 vs. UNCA	W	76-73
11	2-26-14 vs. UNCA	W	107-100 OT
10	1-22-22 vs Gardner-Webb	W	64-62
10	2-18-21 at High Point	W	76-70
10	12-16-17 at Alabama State	W	88-80
10	1-12-18 at Charleston Southern	W	64-53
10	12-17-16 at Hampton	W	86-79
10	12-29-16 at Charleston Southern	W	84-68
10	1-24-16 at Longwood	W	82-68

Double Digit Leads In A Loss (Since 2012-13)

23	1-6-16 at UNCA	L	85-84
18	1-26-19 at PC	L	99-91
17	1-10-15 at Gardner-Webb	L	65-64
16	2-11-15 at High Point	L	73-72
15	12-7-19 vs. Coastal Carolina	L	92-88
14	11-14-17 at Colorado State	L	80-76
14	1-28-17 vs. High Point	L	83-80 OT
12	1-7-23 at Longwood	L	85-71
12	12-15-21 at Elon	L	63-61
12	1-17-15 vs. Radford	L	85-77
12	2-1-14 at High Point	L	65-64
12	2-19-13 at Gardner-Webb	L	65-52
11	2-6-13 at UNCA	L	69-56
10	2-21-19 at Radford	L	87-81
10	1-26-14 at Radford	L	58-57

2023-24 STARTERS BY GAME

DATE	OPPONENT	G	G	G/F	F	F/C
11/6	at Clemson	Harrison	Johnson	Doucet	Claxton	Timmerman
11/8	Brevard College	Harrison	Johnson	Doucet	Claxton	Talford
11/11	Drexel	Harrison	Johnson	Doucet	Claxton	Talford
11/17	Holy Cross	Harrison	Johnson	Doucet	Claxton	Talford
11/18	IUPUI	Harrison	Johnson	Doucet	Claxton	Talford
11/19	Elon	Harrison	Johnson	Doucet	Claxton	Talford
11/24	at Georgia	Harrison	McMahon	Doucet	Talford	Timmerman
11/28	Bob Jones	Harrison	Johnson	Doucet	Claxton	Talford

2023-24 SPECIALTY STATS

DATE/OPPONENT	IN PAINT (WU/OPP)	OFF-TO (WU/OPP)	2ND CHANCE (WU/OPP)	FAST BREAK (WU/OPP)	BENCH	TIES/LEAD	LARGEST LEAD	BIGGEST DEFICIT
11/6 at Clemson	26/26	8/11	7/6	0/9	17/27	0/0	-	24
11/8 Brevard	58/4	38/11	16/2	13/3	35/20	0/4	54	1
11/11 Drexel	38/42	5/14	15/17	2/11	11/16	0/5	12	2
11/17 Holy Cross	30/26	22/8	13/7	5/5	49/24	0/0	41	-
11/18 IUPUI	32/28	21/18	18/15	11/9	22/29	0/0	21	-
11/19 Elon	34/22	18/8	10/18	13/4	29/17	4/3	10	11
11/24 at Georgia	36/30	11/8	13/7	9/13	14/27	1/3	4	15
11/28 Bob Jones	32/22	27/13	6/4	19/7	46/12	0/0	41	-
Totals	282/204	147/81	95/75	70/56	230/165	5/15	Largest - 54	Biggest - 24
Averages	35.3/25.2	18.4/10.1	11.9/9.4	8.8/7.0	28.8/20.6			

MARK PROSSER

Mark Prosser enters his third season at the helm of the men's basketball program.

Prosser became the 7th head coach in Winthrop men's basketball history when he was introduced Apr. 2., 2021.

The Eagles battled through a injury-riddled 2022-23 and finished the season 15-17 overall and 10-8 in the Big South.

In his first season with the Eagles he guided them to the Big South Conference Championship game and a 23-win season.

The 23 wins were the most by any coach in program history in their first season. It was the third time a first-year head coach won 20 or more games.

He joined Gregg Marshall as the only coaches in program history to begin conference play 5-0 in their first season.

On Nov. 27, 2021 he led the Eagles to the program's first ever win over a PAC-12 opponent with an 82-74 victory at Washington.

The Eagles posted a 13-0 home record, just the third time in program history a team finished with a perfect record at home.

Prosser has spent the previous three seasons as the head coach of the Western Carolina men's basketball program and is no stranger to Winthrop. In April of 2012, Prosser was hired as an assistant coach under Pat Kelsey and then served as Associate Head Coach from August of 2013 until his departure to Western Carolina in the spring of 2018.

Before departing for Western Carolina, Prosser played a role in helping bring the Winthrop men's basketball program back to the top of the Big South Conference, which was achieved when the Eagles captured the 2017 Big South Conference Championship and returned to the NCAA Tournament.

"My family and I could not be more excited to come home to Winthrop University and the Rock Hill community," said Prosser. "We'd like to thank Dr. Halpin, Dr. Hynd, the Board of Trustees and the entire Winthrop community for entrusting us with one of the most prestigious college basketball programs in the country."

In just his second season at the helm of the Catamounts program, Prosser led the team to a 12-win improvement to finish the season at 19-12. It was the second-most improved mark across NCAA Division I men's basketball. That season the team reached the Southern Conference semifinals before falling to eventual champion ETSU. That season Prosser's achievement was recognized by College Insider as he was honored as the Skip Prosser 'Man of the Year' award, which is named after his father.

Winthrop has been one of the top three-point shooting teams in the Big South Conference and nationally over the last 5-6 years and Prosser's teams in three seasons averaged 9.15 threes per game, which included a program record for a single-season with 302 in 2019-20. In 2018-19 the team set the program record for threes in a single-season, which now sits as the second-most.

Prosser began his coaching career as an assistant coach with Wofford College in Mike Young's first season (2002-03). During that season the Terriers posted a 14-15 mark, which included a 79-77 victory at Virginia Tech. In the Southern Conference, Wofford

posted an 8-8 record and advanced to the quarterfinals of the conference tournament.

Following his year at Wofford, Prosser headed to Bucknell as an assistant from 2003-08 under Pat Flannery.

It was at Bucknell that Prosser experienced the most post-season success as the Bison scored two NCAA Tournament upset victories during his tenure. In 2005, the 14th-seeded Bison upset No. 3 Kansas in the first round, earning the award for "Best Upset" at the 2005 ESPY Awards, and finished the year ranked 25th overall nationally with a 23-10 record. The following season, No. 9 seed Bucknell defeated No. 8 Arkansas in March Madness.

In 2005-06, the Bison went undefeated in Patriot League play, the first team to do so in conference history. The team was ranked in the top 25 for the first time in school history and featured Patriot League Player of the Year Charles Lee. For the NCAA Tournament, the Bison were seeded 9th and defeated Arkansas in the first round. In the second round they were defeated by Memphis to end the season at 27-5, the best record in school history.

While at Bucknell, Prosser signed 2008 Patriot League All-Freshman team selection Todd O'Brien and was involved in the player development of Charles Lee, who went on to sign a professional contract with the NBA's San Antonio Spurs. Lee was a three-time All-Patriot League selection and the 2006 Patriot League Player of the Year.

In the summer of 2008, Prosser returned to the sidelines at Southern Conference-member Wofford. During his first season back in Spartanburg in 2008, the Terriers set a school record with 12SoCon wins. In addition, the team posted its first winning overall record since moving to the NCAA Division I level. The following year, Prosser helped Wofford reach a school-record 26 wins along with the Southern Conference Championship and a trip to the NCAA Tournament.

All told, with Prosser on the bench in Spartanburg, the Terriers posted a 63-36 (.636) overall record, highlighted by back-to-back SoCon regular season and tournament championships, and consecutive appearances in the NCAA Tournament. He helped Wofford to a then school-record 26 victories in 2009-10 with a second 20-win season in 2010-11 with a squad that led the SoCon in assists and was also first in assist/turnover margin. Wofford also was eighth in the nation in 3-point percentage and 12th in overall field goal percentage.

Prosser was instrumental in the development of three-time first-team All-SoCon selection Noah Dahlman, a post player who scored more than 2,000 career points and was twice dubbed SoCon Tournament MVP.

A native of Wheeling, W.Va., Prosser played collegiately at Marist College in Poughkeepsie, N.Y., before a knee injury ended his career prematurely. He began his coaching career as a student assistant coach at Marist until his graduation in 2002, helping the Red Foxes to a share of the Metro-Atlantic Athletic Conference (MAAC) regular season title in 2001-02.

Prosser and his wife Emily are the parents of two -- a daughter, Ava Grayce and a son, Declan.



Career Record

Winthrop: 43-29

Career: 85-105

Big South: 24-10

Coaching Experience

1999-2002

Marist

Student Assistant

2002-03

Wofford College

Assistant Coach

2003-08

Bucknell

Assistant Coach

2008-11

Wofford College

Assistant Coach

2011-12

Brevard College

Head Coach

2012-2013

Winthrop

Assistant Coach

2013-18

Winthrop

Associate Head Coach

2018-21

Western Carolina

Head Coach

2021-present

Winthrop

Head Coach

Playing Experience

1998-99

Marist

MARK PROSSER ERA



Prosser Facts

- Hired as the 7th head coach in Winthrop men's basketball history on Apr. 2, 2021
- Earned his first win at Winthrop on Nov. 9, 2021 with a 110-78 victory over Mary Baldwin as all seven head coaches in program history won in their debut
- Became the 3rd Winthrop coach in program history to win 20 games in first season
- First Winthrop coach to 14 league wins in first season and one of only two to do so in league history (Terry Truax of Towson - 14 in 1992-93)
- Became the 4th coach in program history to begin Winthrop career 2-0
- Prosser and Marshall are also the only coaches to start Big South career 5-0
- Joined Dan Kenney and Gregg Marshall as the only Winthrop coach to get a win in their first Big South Conference regular season contest
- Led Eagles to first ever win over PAC 12 opponent with an 82-74 win at Washington on Nov. 27, 2021
- The win at Washington was the first over a Power 5 team in his career (8th meeting ever vs. Power 5 and is now 1-7)
- Has been on staff for nine conference championship title games and five NCAA Tournament appearances
- Between being the head coach and an assistant coach he's represented Winthrop in 202 games on the bench

WINTHROP 1ST YEAR HEAD COACHING RECORDS

Mark Prosser	23-9
Nield Gordon	22-9
Gregg Marshall	21-8 (29 game season)
Randy Peele	20-11
Pat Kelsey	14-17
Dan Kenney	14-16
Steve Vacendak	8-20 (28 game season)

PROSSER TRENDS

	<u>WIN</u>	<u>Career</u>
Lead at the half:	32-8	63-21
Trail at the half:	9-19	18-80
Tied at the half:	2-2	4-4
Double-Figure leads at the half:	14-0	27-1
Double-Figure deficit at the half:	2-10	5-42
Score 100+:	2-0	7-0
Score 90+:	8-0	23-1
Score 80+ :	20-4	44-14
Score 70+:	32-8	73-35
Score 60+:	38-23	79-86
Score less than 60:	1-6	1-29
Allow 100+:	0-0	0-3
Allow 90+:	2-3	6-19
Allow 80+:	7-10	19-51
Allow 70+:	18-25	45-86
Allow 60+:	29-27	64-101
Allow less than 60 points:	14-0	21-2
Shoot 50% or better:	29-2	52-12
Shoot 40% or better:	41-18	75-66
Shoot 70% or better at FT Line:	26-18	50-53
Shoot 80% or better at FT Line:	11-9	23-19
Higher field goal percentage:	40-4	74-18
Lower field goal percentage:	3-25	11-86
Same field goal percentage:	0-0	0-1
Outrebound opponent:	25-4	57-33
Outrebound opponent 10+:	14-1	27-6
Outrebounded by opponent:	17-24	23-65
Rebounds are even:	1-1	4-7
More free throw attempts:	37-15	60-50
Fewer free throw attempts:	5-12	22-59
Free throw attempts are even:	1-2	3-6
Make 7+ 3's:	35-14	70-63
Make 10+ 3's:	24-7	49-24
Day games:	14-11	40-43
Night games:	29-18	44-62
Morning games:	0-0	1-0
Games on Monday:	2-3	4-8
Games on Tuesday:	5-4	7-9
Games on Wednesday:	12-5	19-30
Games on Thursday:	4-1	7-7
Games on Friday:	3-2	4-9
Games on Saturday:	17-12	41-40
Games on Sunday:	1-1	3-2

Games Decided By:

1 point:	4-1
2 points:	8-6
5 points or less:	23-24
6-9 points:	22-23
Double-figures:	39-58

PROSSER ALL-TIME RECORD vs. OPPONENTS

Team	Games	Overall	Home	Road	Neutral	BSC Tourney	PF	PA
Anderson (S.C.)	2	1-1	0-1	1-0	0-0	0-0	145	140
Auburn	1	0-1	0-0	0-1	0-0	0-0	65	89
Barton	1	0-1	0-0	0-0	0-1	0-0	55	89
Belmont Abbey	1	0-1	0-1	0-0	0-0	0-0	80	90
Brevard	1	1-0	1-0	0-0	0-0	0-0	98	44
Bryan	1	1-0	1-0	0-0	0-0	0-0	70	64
Bob Jones	1	1-0	1-0	0-0	0-0	0-0	90	49
Bowling Green	1	0-1	0-0	0-1	0-0	0-0	52	73
Campbell	3	3-0	2-0	1-0	0-0	0-0	247	239
Carson-Newman	2	0-2	0-1	0-1	0-0	0-0	108	153
Carver College	1	1-0	0-0	0-0	1-0	0-0	83	52
Catawba College	2	0-2	0-1	0-1	0-0	0-0	106	135
Charleston Sou.	4	4-0	2-0	2-0	0-0	0-0	313	282
Chattanooga	6	3-3	1-2	2-1	0-0	0-0	466	470
Citadel	7	5-2	3-0	2-1	0-1	0-0	604	579
Clemson	1	0-1	0-0	0-1	0-0	0-0	56	78
Coastal Carolina	2	0-2	0-1	0-1	0-0	0-0	145	160
College of Charleston	2	1-1	0-1	1-0	0-0	0-0	150	147
Converse	1	1-0	1-0	0-0	0-0	0-0	78	40
Drexel	1	0-1	0-0	0-0	0-0	0-0	72	74
Duquesne	1	0-1	0-0	0-1	0-0	0-0	57	74
Eastern Michigan	1	1-0	0-0	0-0	1-0	0-0	101	87
Elon	2	1-1	1-0	0-1	0-0	0-0	139	133
ETSU	7	0-7	0-3	0-3	0-1	0-0	477	567
Florida State	1	0-1	0-0	0-1	0-0	0-0	74	79
Furman	8	1-7	1-3	0-4	0-0	0-0	576	644
Gardner-Webb	6	5-1	2-1	2-0	1-0	1-0	439	399
Georgia	2	0-2	0-0	0-2	0-0	0-0	141	169
Hampton	1	0-0	1-0	0-0	0-0	0-0	69	57
Hartford	1	1-0	1-0	0-0	0-0	0-0	82	75
High Point	5	2-3	1-0	0-3	1-0	1-0	333	351
Hiwassee	1	1-0	1-0	0-0	0-0	0-0	94	55
Holy Cross	1	1-0	1-0	0-0	0-0	0-0	89	51
IUPUI	1	1-0	1-0	0-0	0-0	0-0	74	61
Iowa	1	0-1	0-0	0-1	0-0	0-0	60	78
Jacksonville	2	2-0	1-0	1-0	0-0	0-0	173	159
Jacksonville State	1	0-1	0-0	0-0	0-1	0-0	53	84
Lees-McRae	1	1-0	1-0	0-0	0-0	0-0	71	55
Lenoir-Rhyne	2	1-1	1-0	0-1	0-0	0-0	133	130
Lincoln Memorial	2	0-2	0-1	0-1	0-0	0-0	101	153
Longwood	4	1-3	1-0	0-2	0-1	0-1	293	330
LSU	1	0-1	0-0	0-1	0-0	0-0	81	89
Mars Hill	2	2-0	1-0	1-0	0-0	0-0	169	156
Mary Baldwin	1	1-0	1-0	0-0	0-0	0-0	110	78
Mercer	9	4-5	3-1	0-4	1-0	0-0	690	671
Middle Tennessee	2	1-1	1-0	0-1	0-0	0-0	141	144
Mississippi State	1	0-1	0-0	0-0	0-1	0-0	63	84
Montevallo	1	0-1	0-1	0-0	0-1	0-0	40	83
Mount Olive	1	0-1	0-0	0-1	0-0	0-0	78	100
Newberry	3	1-2	1-1	0-1	0-0	0-0	239	261
North Carolina A&T	3	3-0	2-0	1-0	0-0	0-0	258	216
North Carolina State	1	0-1	0-0	0-1	0-0	0-0	67	100
North Georgia	1	0-1	0-0	0-1	0-0	0-0	66	75
North Greenville	1	0-1	0-0	0-1	0-0	0-0	61	68
Penn St.	1	0-1	0-0	0-1	0-0	0-0	68	93
Piedmont	3	3-0	3-0	0-0	0-0	0-0	282	161
Presbyterian	4	4-0	2-0	2-0	0-0	0-0	283	249
Radford	4	1-3	1-1	0-1	0-1	0-1	245	261
Samford	5	3-2	2-0	1-2	0-0	0-0	422	391
SMU	1	0-1	0-0	0-1	0-0	0-0	65	98
South Carolina St.	1	1-0	1-0	0-0	0-0	0-0	81	67
Southern Miss	2	0-2	0-0	0-0	0-2	0-0	115	145
Stetson	1	1-0	0-0	1-0	0-0	0-0	70	64
Tennessee Tech	2	2-0	1-0	1-0	0-0	0-0	165	151
Toccoa Falls	1	1-0	1-0	0-0	0-0	0-0	99	52
Troy	1	0-1	0-0	0-0	0-1	0-0	64	66
Tusculum	2	0-2	0-1	0-1	0-0	0-0	113	140
UNC Asheville	8	6-2	3-0	3-2	0-0	0-0	546	611
UNC Greensboro	6	1-5	0-3	1-2	0-0	0-0	393	465
UNC Wilmington	1	1-0	0-0	0-0	1-0	0-0	98	76
USC Upstate	4	2-2	1-1	1-1	0-0	0-0	316	299
Vanderbilt	1	0-1	0-0	0-1	0-0	0-0	63	77
VCU	1	0-1	0-0	0-1	0-0	0-0	68	93
VMI	7	2-5	1-2	1-2	0-1	0-0	547	575
Wake Forest	1	0-1	0-0	0-1	0-0	0-0	64	71
Washington	1	1-0	0-0	1-0	0-0	0-0	82	74
Washington State	1	0-1	0-0	0-1	0-0	0-0	86	92
Wingate	2	0-2	0-1	0-1	0-0	0-0	110	147
Wofford	6	2-4	1-2	1-2	0-0	0-0	405	474
Wright State	1	0-1	0-0	0-1	0-0	0-0	73	96
Xavier	1	0-1	0-0	0-1	0-0	0-0	61	74
Young Harris	2	0-2	0-1	0-1	0-0	0-0	140	171
TOTALS	190	85-105	49-31	27-62	6-11	2-2	13,884	13,352

WINTHROP'S ALL-TIME 30/40-POINT GAMES

40-POINT GAMES

Melvin Branham (Jr.)	45	Jan. 10, 1994 at Charleston Southern
David McMahan	42	Jan. 15, 1996 vs. Coastal Carolina
Keon Johnson	40	Feb. 9, 2017 at UNC Asheville
Michael Jenkins	40	Nov. 10, 2006 vs. North Greenville
Fred McKinnon	40	Nov. 29, 1985 vs. Morris College

30-POINT GAMES

Keon Johnson	39	Feb. 4, 2017 vs. Campbell
Mike Gaither	39	Nov. 18, 1982 vs. Coker College (Clover, SC)
Keon Johnson	38	Nov. 21, 2016 at Illinois
Jimmy Gavin	38	Nov. 27, 2015 at North Carolina State (Raleigh, NC)
Greg Lewis	38	Dec. 21, 1999 vs. UNC Greensboro
Keon Johnson	37	Dec. 31, 2016 vs. Radford
Robbie Waldrop	37	Feb. 12, 1998 at Charleston Southern
Xavier Cooks	36	Feb. 15, 2018 at Gardner-Webb
Keon Johnson	36	Jan. 27, 2016 vs. Charleston Southern
Fred McKinnon	36	Feb. 2, 1985 at Livingstone College
Charles Brunson	36	Nov. 25, 1980 at Voorhees
Sin'Cere McMahon	35	Feb. 8, 2023 at UNC Asheville
Nych Smith	35	Jan. 26, 2019 at Presbyterian College
Fred McKinnon	35	Jan. 16, 1986 vs. Central Wesleyan College
Charles Brunson	35	Feb. 4, 1982 vs. Erskine
Charles Brunson	35	Dec. 10, 1980 at Belmont Abbey
David McMahan	34	Dec. 30, 1995 at Georgia State
Charles Brunson	34	Nov. 22, 1980 at Morris College
Charles Brunson	34	Nov. 19, 1980 vs. Allen University
Patrick Good	33	Nov. 22, 2021 at Washington State
Andre Jones	33	Dec. 27, 2011 at Georgia
Michael Jenkins	33	Mar. 6, 2008 vs. UNC Asheville (Big South Tourney Championship game)
Greg Lewis	33	Feb. 18, 2002 vs. Coastal Carolina
George Henson	33	Feb. 10, 1990 at Campbell
Shaun Wise	33	Dec. 28, 1989 at US International
Charles Brunson	33	Jan. 11, 1981 at Webber College
Josh Ferguson	32	Dec. 7, 2019 vs. Coastal Carolina
Keon Johnson	32	Feb. 13, 2016 at Radford
Keon Johnson	32	Dec. 31, 2015 vs. Campbell
Keon Johnson	32	Nov. 24, 2015 at USC Upstate
Torrell Martin	32	Feb. 24, 2007 at Coastal Carolina
Torrell Martin	32	Feb. 20, 2006 at Liberty
Melvin Branham (Jr.)	32	Jan. 27, 1994 at Towson State
Mark Hailey (Sr.)	32	Feb. 20, 1993 vs. Radford
Eddie Gay (Sr.)	32	Dec. 13, 1992 vs. The Citadel
Charles Brunson	32	Jan. 16, 1982 at USC-Aiken
Charles Brunson	32	Jan. 15, 1981 at USC-Spartanburg
Patrick Good	31	Jan. 20, 2022 at Presbyterian College
Keon Johnson	31	Mar. 3, 2017 vs. #4 Gardner-Webb
Keon Johnson	31	Mar. 2, 2017 vs. #8 Charleston Southern
Keon Johnson	31	Jan. 28, 2017 vs. High Point
Jimmy Gavin	31	Mar. 6, 2016 vs. UNC Asheville (Buies Creek, NC-Big South Tourney Championship game)
Jimmy Gavin	31	Feb. 27, 2016 at Campbell
Torrell Martin	31	Dec. 4, 2006 at #12 Wisconsin
Ted Houpt	31	Feb. 12, 1987 at Howard University
Fred McKinnon	31	Nov. 22, 1985 vs. Wingate
Charles Brunson	31	Feb. 8, 1982 vs. Presbyterian College
Donnie Creamer	31	Dec. 9, 1978 at Erskine
Patrick Good	30	Feb. 19, 2022 at UNC Asheville
D.J. Burns Jr.	30	Nov. 9, 2021 vs. Mary Baldwin
Xavier Cooks	30	Dec. 5, 2017 at Georgia
Keon Johnson	30	Dec. 19, 2015 at Georgia Southern
Keon Moore	30	Jan. 3, 2015 vs. High Point
Tyson Waterman	30	Feb. 12, 1999 vs. Charleston Southern
Ronnie Creamer	30	Jan. 15, 1979 at Francis Marion
LaShawn Coulter	30	Jan. 21, 1995 at UNC Asheville
Mark Hailey (Jr.)	30	Nov. 23, 1991 vs. Averett College
Greg Washington	30	Dec. 15, 1988 vs. East Carolina
Fred McKinnon	30	Feb. 10, 1985 vs. Armstrong State
Ronnie Creamer	30	Nov. 18, 1978 vs. Catawba

Indv./Team Most Points Single-Game

Top 10 Individual Scoring Performances Home/Away

Home

42	David McMahan	(vs. Coastal Carolina, 1-15-96)
40	Michael Jenkins	(vs. North Greenville, 11-10-06)
	Fred McKinnon	(vs. Morris College, 11-29-85)
	Keon Johnson	(at UNC Asheville, 2-9-17)
39	Keon Johnson	(vs. Campbell, 2-4-17)
38	Greg Lewis	(vs. UNC Greensboro, 12-21-99)
37	Keon Johnson	(vs. Radford, 12-31-16)
36	Keon Johnson	(vs. Charleston Southern, 1-27-16)
35	Fred McKinnon	(vs. Central Wesleyan College, 1-16-86)
	Charles Brunson	(vs. Erskine College, 2-4-82)

Away

45	Melvin Branham Jr.	(at Charleston Southern, 1-10-94)
40	Keon Johnson	(at UNC Asheville, 2-9-17)
38	Keon Johnson	(at Illinois, 11-21-16)
	Jimmy Gavin	(at N.C. State, 11-27-15)
37	Robbie Waldrop	(at Charleston Southern, 2-12-98)
36	Xavier Cooks	(at Gardner-Webb, 2-15-18)
	Fred McKinnon	(at Livingstone College, 2-2-85)
	Charles Brunson	(at Voorhees, 11-25-80)
35	Sin'Cere McMahan	(at UNC Asheville, 2-8-23)
	Nych Smith	(at Presbyterian College, 1-26-19)
	Charles Brunson	(at Belmont Abbey, 12-10-80)
34	Charles Brunson	(at Mooris College, 11-22-80)
33	Patrick Good	(at Washington State, 11-22-21)
	Andre Jones	(at Georgia, 12-27-11)
	Michael Jenkins	(at UNC Asheville, 3-6-08)
	George Henson	(at Campbell, 2-10-90)
	Shaun Wise	(at U.S. International, 12-28-89)
	Charles Brunson	(at Webber College, 1-11-81)

Top 5 Individual Scoring Performances vs. Big South Opponents

All Games

45	Melvin Branham Jr.	(at Charleston Southern, 1-10-94)
42	David McMahan	(vs. Coastal Carolina, 1-15-96)
40	Keon Johnson	(at UNC Asheville, 2-9-17)
39	Keon Johnson	(vs. Campbell, 2-4-17)
37	Keon Johnson	(vs. Radford, 12-31-16)

Home

42	David McMahan	(vs. Coastal Carolina, 1-15-96)
39	Keon Johnson	(vs. Campbell, 2-4-17)
37	Keon Johnson	(vs. Radford, 12-31-16)
36	Keon Johnson	(vs. Charleston Southern, 1-27-16)
32	Keon Johnson	(vs. Campbell, 12-31-15)

Away

45	Melvin Branham Jr.	(at Charleston Southern, 1-10-94)
40	Keon Johnson	(at UNC Asheville, 2-9-17)
36	Xavier Cooks	(at Gardner-Webb, 2-15-18)
35	Sin'Cere McMahan	(at UNC Asheville, 2-8-23)
	Nych Smith	(at Presbyterian College, 1-26-19)
33	George Henson	(at Campbell, 2-10-90)
32	Keon Johnson	(at Radford, 2-13-16)
	Torrell Martin	(at Coastal Carolina, 2-24-07)
	Torrell Martin	(at Liberty, 2-20-06)
	Melvin Branham Jr.	(at Towson St., 1-27-94)

Most Point In Home/Away Game (Top 10)

Home

134	Pfeiffer, 11-13-18	W, 134-99
132	Morris, 11-29-85	W, 132-73
130	Johnson & Wales, 12-12-96	W, 130-33
127	Pfeiffer, 11-25-19	W, 127-83
116	Warren Wilson, 11-24-18	W, 116-76
116	Rio Grande (OH), 12-28-15	W, 116-84
110	Mary Baldwin	W, 110-78
109	Hiwassee, 12-16-18	W, 109-66
109	Catawba, 11-18-78	W, 109-92
108	VMI, 1-6-07	W, 108-76
108	U.S. International, 1-12-91	W, 108-81

Away

116	at Hampton, 1-16-20	W, 116-95
109	at VMI, 1-31-07	Won, 109-76
107	at USC Upstate, 12-13-20	Won, 107-77
102	at Pembroke St., 1-10-86	Won, 102-99
101	at UNC Asheville, 2-9-17	Lost, 104-101
101	at Charleston Sou., 1-10-94	Won, 101-96
101	at Central Connecticut, 12-4-92	Won, 101-93
101	at Benedict College, 2-20-86	Won, 101-76
97	at USC Aiken, 1-14-82	Won, 97-90
97	at Wofford, 1-31-80	Won, 97-78

Most Points Home/Away vs. Big South Opponents (Top 10)

Home

108	vs. VMI, 1-6-07	Won, 108-76
107	vs. UNCA, 2-26-14	Won, 107-100 (OT)
106	vs. VMI, 2-4-09	Lost, 110-106 (OT)
104	vs. UNCA	Won, 104-71
101	vs. Hampton, 2-9-19	Won, 101-91
100	vs. Coastal Carolina, 2-18-02	Won, 100-74
99	vs. Gardner-Webb, 1-11-20	Won, 99-95 (3OT)
98	vs. Armstrong St., 2-17-86	Won, 98-81
98	vs. VMI, 2-8-06	Won, 98-65
97	vs. Gardner-Webb	Won, 97-88
97	vs. Towson St., 2-23-95	Won, 97-93
96	vs. VMI, 1-7-10	Won, 96-63

Away

116	at Hampton, 1-16-20	W, 116-95
107	at USC Upstate, 12-13-20	W, 107-77
101	at UNC Asheville, 2-9-17	Lost, 104-101
101	at Charleston Sou., 1-10-94	Won, 101-96
95	at USC Upstate, 1-26-22	Won, 95-91 OT
95	at Longwood, 1-24-18	Won, 95-78
94	at Coastal Carolina, 1-7-94	Lost, 103-94
93	at Presbyterian Col., 2-25-17	Won, 93-56
93	at UMBC, 1-25-93	Lost, 99-93
91	at Presbyterian College, 1-26-19	Lost, 99-91
90	at Gardner-Webb, 2-15-18	Won, 90-71
90	at Towson St., 2-23-95	Lost, 92-90
90	at UNC Asheville, 2-5-90	Won, 90-89
90	at Radford, 1-14-05	Won, 90-75

WINTHROP TEAM/INDIVIDUAL RECORDS

MISC. RECORDS

Most Games Played	39 (1980-81/31-8)
Most Wins	31 (1980-81)
Most Wins (D1 member)	29 (2006-07)
Fewest Wins	4 (1993-94)
Most Losses	23 (1993-94)
Fewest Losses	5 (2006-07)
Best Winning Percentage	.818 (29-5/2006-07)
Worst Winning Percentage	.148 (4-23/1993-94)
Most Home Wins	16 (2004-05)
Most Home Wins In Winthrop Coliseum	16 (2004-05)
Most Home Losses	11 (1991-92)
Most Home Losses In Winthrop Coliseum	11 (1991-92)
Most Road Wins	12 (1978-89/2006-07/2016-17)
Most Road Losses	13 (1993-94)
Longest Winning Streak	21 (2019-20 to 2020-21)
Longest Winning Streak (single-season)	19 (2006-07)
Longest Losing Streak	13 (1986-87)
Most Big South Wins	15 ('04-05/'16-17/'19-20)
Most Big South Losses	15 (1993-94)
Longest Winning Streak (Big South)	16 (2006-07/single-season)
Longest Winning Streak (Big South)	22 (2004-05 to 2005-06)
Longest Losing Streak (Big South)	10 (1993-94/single-season)
Longest Losing Streak (Big South)	14 (1993-94 to 1994-95)

SINGLE-GAME RECORDS (Team)

Most Points Scored	134, vs. Pfeiffer (11-13-18)
Largest Margin of Victory	97 vs. Johnson & Wales (12-7-96)
Largest Margin of Victory (D1 opponent)	44 vs. VMI (84-41/1-23-08)
Largest Margin of Defeat	57 vs. Seton Hall (106-49/12-29-90)
Largest Margin of Defeat (D1 member)	57 vs. Seton Hall (106-49/12-29-90)
Fewest Points Allowed	22 vs. Lander (11-16-81)
Most Points First Half	73 vs. Pfeiffer (11-13-18)
Most Point Second Half	71 vs. Morris (11-29-85)
Fewest Points Scored	23 vs. Col. of Charleston (2-26-93)
Fewest Points First Half	6 vs. Col. of Charleston (2-26-93)
Fewest Points Second Half	11 vs. Washington St. (3-20-08)
Fewest Points Against In A Half	8 vs. Col. of Charleston (2-26-93)
Most Field Goals Made	57 vs. Morris (11-29-85)
Most Field Goals Attempted	101 vs. Piedmont (11-24-78)
Best Field Goal Accuracy	.706 vs. USC-Aiken (36-51/1-17-82)
Most 3pt Field Goals Made	24 vs. Hiwassee (12-16-18)
Most 3pt Field Goals Attempted	55 vs. Hiwassee (12-16-18)
Best 3pt Field Goal Accuracy	.714 vs. Barton (10-14/12-2-04)
D1 Opponent	.643 vs. High Point (9-14/12-5-09)
Most Free Throws Made	39 vs. St. Francis (11-27-89)
Most Free Throws Attempted	50 vs. Campbell (12-30-20)
Best Free Throw Accuracy	1.000 vs. Liberty (21-21/3-5-14)
	1.000 vs. Lander (13-13/2-20-85)
Most Rebounds	70 vs. Presbyterian College (2-11-80)
Most Assists	37 vs. Newberry (2-17-90)
Most Steals	21 vs. Wofford College (1-31-80)
	vs. Morris (11-29-85)
Most Blocked Shots	16 vs. Voorhees (2-16-81)
Most Personal Fouls	37 vs. Georgia State (12-30-95)

SEASON RECORDS

Most Points	2,866 (1980-81)
Best Scoring Average	83.6 (1992-93/30 games)
Most Field Goals Made	1,161 (1978-79)
Most Field Attempts	2,415 (1978-79)
Best Field Goal Accuracy	.530 (1985-86)
Most 3pt Field Goals	372 (2018-19/30 games))
Best 3pt Field Goals Per Game Avg.	12.40 (2018-19/30 games)
Most 3pt Field Goals Attempted	997 (2018-19)
Best 3pt Field Goal Accuracy	.431 (1987-88)
Most Free Throws Made	646 (1980-81)
Most Free Throws Attempted	931 (1980-81)
Best Free Throw Accuracy	.749 (2015-16)
Most Rebounds	1,613 (1978-79)
Most Assists	818 (1978-79)
Most Steals	479 (1979-80)
Most Blocked Shots	174 (2016-17)
Most Personal Fouls	751 (1978-79)

SINGLE-GAME RECORDS (Individual)

Most Points Scored	45-Melvin Branham vs. Charleston Sou. (1-10-94)
Most Field Goals Made	20-Fred McKinnon vs. Morris (11-25-85)
Most Field Goals Attempted	31-Fred McKinnon vs. Morris (11-25-85)
Best Field Goal Accuracy	1.000-Brian Pope (10-10) vs. Morris (1-6-84)
	Eddie Gay (10-10) vs. Coppin St. (11-23-91)
	Allen Washington (10-10) vs. Pfeiffer (2-5-86)
Most 3pt Field Goals Made	12-David McMahan vs. Coastal Carolina (1-15-96)
	Michael Jenkins vs. North Greenville (11-10-06)
Most 3pt Field Goals Attempted	21-LaShawn Coulter
Most Free Throws Made	18-Mark Hailey vs. Averett (11-26-91)
	James Shuler vs. High Point (2-23-06)
Most Free Throws Attempted	20-Mark Hailey vs. Averett (11-26-91)
Best Free Throw Accuracy	1.000-James Shuler (18-18) vs. High Point (2-23-06)
Most Rebounds	23-Allen Washington vs. Piedmont (11-30-85)
Most Assists	17-Rick Riese vs. Limestone (2-12-81)
Most Blocked Shots	7-Rick Riese vs. Limestone (2-12-81)
	Billy Houston vs. UNC Asheville (1-11-06)
Most Steals	13-Rick Riese vs. Limestone (2-12-81)

SINGLE-SEASON RECORDS (Individual)

Most Points Scored	875-Charles Brunson (1980-81)
Best Scoring Average	22.4-Charles Brunson (1980-81)
Most Field Goals Made	354-Charles Brunson (1980-81)
Most Field Goals Attempted	584-Ronnie Creamer (1978-79)
Best Field Goal Accuracy	.657-Charles Brunson (113-172/1979-80)
Most 3pt Field Goals Made	102-Keon Johnson (2016-17)
Most 3pt Field Goal Attempts	255-Keon Johnson (2016-17)
Best 3pt Field Goal Accuracy	.460-Charles Falden (40-87/2018-19)
Most Free Throws Made	171-Keon Johnson (2016-17)
Most Free Throws Attempted	235-Charles Brunson (1980-81)
Best Free Throw Accuracy	.867-Mike Gaither (98-113/1981-82)
Most Rebounds	453-Charles Brunson (1980-81)
Most Assists	317-Rick Riese (1980-81)
Most Blocked Shots	72-Duby Okeke (2015-16)
Most Steals	208-Rick Riese (1979-80)
Most Minutes Played	1,374-Charles Brunson (1980-81)
Most Personal Fouls	139-Ronnie Creamer (1978-79)
Most Times Disqualified	14-Donnie Creamer (1978-79)
	Melvin Branham (1993-94)

WINTHROP ALL-TIME D1 TRIPLE-DOUBLES

Chandler Vaudrin	Mar. 1, 2021 vs. (8) High Point (10 points, 12 rebounds, 10 assists)
Chandler Vaudrin	Dec. 30, 2020 vs. Campbell (10 points, 13 rebounds, 10 assists)
Chandler Vaudrin	Dec. 13, 2020 at USC Upstate (13 points, 11 rebounds, 14 assists)
Chandler Vaudrin	Jan. 2, 2020 vs. Longwood (10 points, 12 rebounds, 11 assists)
Xavier Cooks	Dec. 2, 2017 vs. Reinhardt (11 points, 15 rebounds, 11 assists)

20-WIN SEASONS

SEASON (NCAA D1)	SEASON ENDED WITH...	FINAL RECORD
29--2006-07	(NCAA Tourney - W, 74-64, (6) Notre Dame)	29-5
	(NCAA 2nd Rnd - L, 75-61, (3) Oregon)	
27--2004-05	(NCAA Tourney - L, 74-64, (3) Gonzaga)	27-6
26--2016-17	(NCAA Tourney - L, 76-64, (3) Butler)	26-7
24--2019-20	(Big South Champions - NCAA Tourney canceled (COVID19)	24-10
23--2020-21	(NCAA Tourney - L, 73-63, (5) Villanova)	23-2
23--2021-22	(Big South Tournament Final - L, 79-58)	23-9
23--2015-16	(Big South Tournament Final - L, 77-68)	23-9
23--2005-06	(NCAA Tourney - L, 63-61, (2) Tennessee)	23-8
22--2007-08	(NCAA Tourney - L, 71-40, (4) Washington State)	22-12
21--1999-00	(NCAA Tourney - L, 74-50, (3) Oklahoma)	21-9
21--1998-99	(NCAA Tourney - L, 80-41, (1) Auburn)	21-8
20--2013-14	(Big South Tournament Final - L, 76-61)	20-13
20--2002-03	(Big South Tournament Semi-Finals - L, 81-80 OT, UNCA)	20-10
20--1985-86	(Big South Tournament Semi-Finals - L, 87-79)	20-9

WINTHROP ALL-TIME SERIES VS. COASTAL CAROLINA

DATE	Home/Away/Neutral	Won/Lost	Series Record	BSC Record
Dec. 15, 1978	Home	Won, 80-72	1-0	
Feb. 19, 1979	Away	Won, 79-77	2-0	
Dec. 13, 1979	Home	Won, 98-71	3-0	
Jan. 26, 1980	Away	Lost, 82-80	3-1	
Dec. 15, 1980	Home	Won, 75-66	4-1	
Jan. 24, 1981	Away	Lost, 68-65	4-2	
Mar. 1, 1981	Home (NAIA District 6 1st Rnd)	Won, 72-58	5-2	
Nov. 14, 1981	Home	Lost, 64-58	5-3	
Jan. 24, 1982	Away	Lost, 63-56	5-4	
Dec. 9, 1982	Home	Lost, 59-57	5-5	
Jan. 22, 1983	Away	Lost, 76-68	5-6	
Mar. 1, 1983	Away (NAIA District 6 2nd Rnd)	Won, 51-50	6-6	
Dec. 10, 1983	Away	Won, 78-66	7-6	
Jan. 20, 1984	Away	Won, 51-45	8-6	
Dec. 8, 1984	Away	Lost, 76-59	8-7	
Feb. 4, 1985	Home	Won, 61-57	9-7	
Dec. 12, 1985	Away	Lost, 94-68	9-8	0-1
Feb. 15, 1986	Home	Won, 79-65	10-8	1-1
Feb. 1, 1988	Home	Won, 74-58	11-8	2-1
Feb. 25, 1988	Away	Lost, 88-67	11-9	2-2
Mar. 4, 1988	Home (BSCT Semis)	Won, 75-40	12-9	
Jan. 30, 1989	Away	Lost, 70-57	12-10	2-3
Feb. 22, 1989	Home	Lost, 85-80 (2OT)	12-11	2-4
Jan. 29, 1990	Home	Lost, 78-49	12-12	2-5
Feb. 21, 1990	Away	Lost, 83-67	12-13	2-6
Mar. 2, 1990	Home (BSCT 1st Rnd)	Lost, 62-49	12-14	
Jan. 28, 1991	Away	Lost, 75-58	12-15	2-7
Feb. 20, 1991	Home	Lost, 59-46	12-16	2-8
Feb. 10, 1992	Away	Lost, 74-61	12-17	2-9
Feb. 22, 1992	Home	Lost, 48-44	12-18	2-10
Feb. 13, 1993	Home	Lost, 74-70	12-19	2-11
Feb. 24, 1993	Away	Lost, 79-64	12-20	2-12
Mar. 6, 1993	Neutral (BSCT Title Game)	Lost, 79-65	12-21	
Jan. 8, 1994	Home	Lost, 70-60	12-22	2-13
Feb. 5, 1994	Away	Lost, 99-76	12-23	2-14
Jan. 7, 1995	Away	Lost, 103-94 (OT)	12-24	2-15
Feb. 1, 1995	Home	Won, 76-62	13-24	3-15
Jan. 15, 1996	Home	Won, 84-78	14-24	4-15
Feb. 3, 1996	Away	Lost, 71-63	14-25	4-16
Jan. 11, 1997	Home	Lost, 82-76	14-26	4-17
Feb. 20, 1997	Away	Won, 69-61	15-26	5-17
Jan. 10, 1998	Away	Lost, 63-60 (OT)	15-27	5-18
Feb. 19, 1998	Home	Won, 62-52	16-27	6-18
Jan. 27, 1999	Away	Won, 74-61	17-27	7-18
Feb. 10, 1999	Home	Won, 85-68	18-27	8-18
Jan. 27, 2000	Home	Won, 83-70	19-27	9-18
Feb. 23, 2000	Away	Lost, 73-58	19-28	9-19
Dec. 9, 2000	Home	Won, 66-49	20-28	10-19
Feb. 21, 2001	Away	Won, 83-77	21-28	11-19
Jan. 31, 2002	Away	Won, 63-49	22-28	12-19
Feb. 18, 2002	Home	Won, 100-74	23-28	13-19
Jan. 8, 2003	Home	Lost, 64-50	23-29	13-20
Feb. 8, 2003	Away	Lost, 72-66	23-30	13-21
Jan. 17, 2004	Away	Won, 66-65	24-30	14-21
Feb. 4, 2004	Home	Won, 51-50	25-30	15-21
Jan. 5, 2005	Away	Lost, 76-68	25-31	15-22
Jan. 22, 2005	Home	Won, 80-66	26-31	16-22
Feb. 29, 2005	Home (BSCT 1st Rnd)	Won, 74-62	27-31	
Jan. 24, 2006	Home	Lost, 64-57	27-32	16-23
Feb. 4, 2006	Away	Lost, 64-50	27-33	16-24
Mar. 4, 2006	Home (BSCT Title Game)	Won, 51-50	28-33	
Jan. 27, 2007	Home	Won, 65-63	29-33	17-24
Feb. 24, 2007	Away	Won, 83-69	30-33	18-24
Jan. 26, 2008	Home	Won, 65-43	31-33	19-24
Feb. 6, 2008	Away	Lost, 50-49	31-34	19-25
Jan. 24, 2009	Away	Lost, 78-69	31-35	19-26
Feb. 28, 2009	Home	Won, 70-50	32-35	20-26
Jan. 2, 2010	Away	Lost, 57-47	32-36	20-27
Jan. 30, 2010	Home	Won, 67-64	33-36	21-27
Mar. 6, 2010	Away (BSCT Title Game)	Won, 64-53	34-36	
Jan. 13, 2011	Away	Lost, 74-69	34-37	21-28
Feb. 12, 2011	Home	Lost, 61-56	34-38	21-29
Feb. 11, 2012	Home	Won, 67-57	35-38	22-29
Jan. 30, 2013	Home	Won, 61-48	36-38	23-29
Feb. 27, 2013	Away	Lost, 73-54	36-39	23-30
Jan. 18, 2014	Away	Won, 73-72 (OT)	37-39	24-30
Feb. 19, 2014	Home	Won, 75-65	38-39	25-30
Mar. 9, 2014	Away (BSCT Title Game)	Lost, 76-61	38-40	
Jan. 28, 2015	Away	Won, 75-68	39-40	26-30
Mar. 8, 2015	Away (BSCT Title Game)	Lost, 81-70	39-41	
Jan. 2, 2016	Away	Lost, 82-63	39-42	26-31
Feb. 18, 2016	Home	Won, 79-67	40-42	27-31
Dec. 7, 2019	Home	Lost, 92-88	40-43	
Dec. 4, 2021	Away	Lost, 74-64	40-44	
Dec. 3, 2022	Home	Lost, 86-81	40-45	

Home Record: 27-15

Away Record: 13-29

Neutral Record: 0-1

Big South Tourney: 4-4 Overtime: 1-2

Last Meeting (12/3/22) - Winthrop Coliseum)

Official Basketball Box Score -- Game Totals -- Final Statistics

Coastal Carolina vs WINTHROP

12-3-22 2:00 p.m. at Rock Hill, S.C. (Winthrop Coliseum)

Coastal Carolina 86 • 4-3

##	Player		Total	3-Ptr	FT-FTA	Rebounds			PF	TP	A	TO	Blk	Stl	Min
			FG-FGA	FG-FGA		Off	Def	Tot							
12	LIKAYI, Wilfried	f	4-6	1-2	6-9	1	7	8	5	15	0	1	1	0	28
44	MOSTAFA, Essam	c	7-10	0-0	1-1	3	4	7	5	15	0	3	0	1	30
11	BROWN, Jomaru	g	5-14	1-5	5-5	0	1	1	2	16	4	4	0	5	30
13	ABRAHAM, Henry	g	0-3	0-2	1-3	1	2	3	1	1	8	1	0	0	33
14	UDUJE, Josh	g	5-9	1-5	3-3	0	3	3	1	14	1	1	3	1	29
00	BLACKMON, Kylan		0-0	0-0	0-0	0	1	1	0	0	0	0	0	0	1
02	BASEY, D.J.		0-0	0-0	0-0	0	1	1	1	0	0	0	1	0	7
22	BROWN, Linton		5-10	4-8	3-3	1	1	2	5	17	2	2	0	1	27
55	NICHOLS, Jimmy		3-6	0-2	2-2	2	0	2	2	8	2	2	1	0	15
	Team					2	3	5							
Totals			29-58	7-24	21-26	10	23	33	22	86	17	14	6	8	200

FG % 1st Half: 17-30 56.7% 2nd half: 12-28 42.9% Game: 29-58 50.0%
 3FG % 1st Half: 5-14 35.7% 2nd half: 2-10 20.0% Game: 7-24 29.2%
 FT % 1st Half: 4-5 80.0% 2nd half: 17-21 81.0% Game: 21-26 80.8%

Deadball
Rebounds
4

WINTHROP 81 • 4-5

##	Player		Total	3-Ptr	FT-FTA	Rebounds			PF	TP	A	TO	Blk	Stl	Min
			FG-FGA	FG-FGA		Off	Def	Tot							
04	TALFORD, Kelton	f	5-9	0-0	6-6	4	4	8	4	16	0	2	0	1	28
12	HIGHTOWER, Cory	f	5-12	3-9	1-2	0	4	4	5	14	2	5	0	0	27
33	CLAXTON, Chase	f	2-4	0-1	3-4	3	3	6	4	7	3	0	3	0	33
00	MCMAHON, Sin'Cere	g	5-12	5-10	5-6	1	3	4	3	20	2	3	0	0	35
11	HARRISON, Kasen	g	2-12	0-7	1-2	0	0	0	3	5	4	4	0	4	33
01	LANE, Toneari		6-10	4-8	0-0	3	1	4	2	16	0	0	0	0	29
02	MCKELVY, Xavier		1-1	1-1	0-0	0	0	0	0	3	0	0	0	0	4
10	WHITESIDE, Cameron		0-0	0-0	0-0	0	0	0	0	0	0	0	0	0	0+
23	MOORE, Michael		0-0	0-0	0-0	0	2	2	2	0	0	0	0	0	11
Team						2	3	5				1			
Totals			26-60	13-36	16-20	13	20	33	23	81	11	15	3	5	200

FG % 1st Half: 14-27 51.9% 2nd half: 12-33 36.4% Game: 26-60 43.3%
 3FG % 1st Half: 8-19 42.1% 2nd half: 5-17 29.4% Game: 13-36 36.1%
 FT % 1st Half: 7-8 87.5% 2nd half: 9-12 75.0% Game: 16-20 80.0%

Deadball
Rebounds
2

Officials: Jeremy Mosier (R), Adam Flore, Anthony Eades

Technical fouls: Coastal Carolina-None. WINTHROP-HARRISON, Kasen 2.

Attendance: 1218

Tech Foul WIN #11 (Flop-17:54 1st half)

Tech Foul WIN #11 (Flop-15:29 1st half)

Score by periods	1st	2nd	Total
Coastal Carolina	43	43	86
WINTHROP	43	38	81

	In	Off	2nd	Fast	
Points	Paint	T/O	Chance	Break	Bench
COASTA	40	18	16	11	25
WINTHR	26	21	19	3	19

Last FG - COASTAL 2nd-00:59, WINTHROP 2nd-00:18.

Largest lead - COASTAL by 7 2nd-00:59, WINTHROP by 7 2nd-18:15.

COASTAL led for 17:43. WINTHROP led for 13:54. Game was tied for 08:20.

Score tied - 10 times.

Lead changed - 16 times.

2023-24 COMBINED STATS

Winthrop University Men's Basketball Winthrop Combined Team Statistics (as of Nov 28, 2023) All games

RECORD:	OVERALL	HOME	AWAY	NEUTRAL
ALL GAMES	5-3	5-1	0-2	0-0
CONFERENCE	0-0	0-0	0-0	0-0
NON-CONFERENCE	5-3	5-1	0-2	0-0

#	Player	gp-gs	min	avg	Total		3-Point		F-Throw		Rebounds				pf	dq	a	to	blk	stl	pts	avg
					fg-fga	fg%	3fg-fga	3fg%	ft-fa	ft%	off	def	tot	avg								
04	TALFORD, Kelton	8-7	198	24.8	37-54	.685	0-2	.000	35-45	.778	13	18	31	3.9	11	0	4	18	5	5	109	13.6
12	DOUCET, K.J.	8-8	173	21.6	31-60	.517	12-27	.444	23-28	.821	9	16	25	3.1	21	2	15	17	0	5	97	12.1
10	JOHNSON, Nick	8-7	208	26.0	28-64	.438	7-22	.318	23-37	.622	10	20	30	3.8	10	0	10	8	2	13	86	10.8
11	HARRISON, Kasen	8-8	225	28.1	27-60	.450	7-19	.368	20-30	.667	2	25	27	3.4	14	0	31	12	1	15	81	10.1
00	MCMAHON, Sin'Cere	8-1	187	23.4	22-57	.386	16-42	.381	15-21	.714	2	17	19	2.4	14	0	16	14	0	6	75	9.4
14	VAN BIBBER, Noah	6-0	98	16.3	16-37	.432	12-30	.400	10-11	.909	5	10	15	2.5	15	0	1	3	0	0	54	9.0
40	TIMMERMAN, Alex	7-2	131	18.7	19-37	.514	0-1	.000	17-19	.895	8	29	37	5.3	11	1	5	2	0	1	55	7.9
02	MCKELVY, Xavier	7-0	77	11.0	7-20	.350	1-7	.143	5-6	.833	3	13	16	2.3	5	0	5	6	1	6	20	2.9
33	CLAXTON, Chase	8-7	173	21.6	6-11	.545	0-4	.000	8-12	.667	4	11	15	1.9	14	0	1	2	5	5	20	2.5
23	MOORE, Michael	5-0	29	5.8	4-6	.667	0-0	.000	1-3	.333	4	5	9	1.8	1	0	0	1	3	2	9	1.8
05	DIALLO, Yoro	8-0	81	10.1	5-11	.455	0-2	.000	3-6	.500	5	16	21	2.6	10	1	5	3	3	2	13	1.6
21	HARRISON, Henry	4-0	9	2.3	2-2	1.000	2-2	1.000	0-0	.000	0	0	0	0.0	0	0	1	3	0	0	6	1.5
13	HOWARD, Clay	4-0	11	2.8	0-5	.000	0-1	.000	1-2	.500	0	2	2	0.5	1	0	0	0	0	2	1	0.3
Team											14	15	29				4					
Total.....		8	1600		204-424	.481	57-159	.358	161-220	.732	79	197	276	34.5	127	4	94	93	20	62	626	78.2
Opponents.....		8	1600		169-435	.389	55-207	.266	112-141	.794	81	170	251	31.4	177	4	89	112	24	53	505	63.1

TEAM STATISTICS	WINTHROP	OPP	Date	Opponent	Score	Att.
SCORING	626	505	11/06/23	at Clemson	L 56-78	6361
Points per game	78.2	63.1	11/08/23	BREVARD	w 98-44	1002
Scoring margin	+15.1	-	11/11/23	DREXEL	L 72-74	2501
FIELD GOALS-ATT	204-424	169-435	11/17/23	HOLY CROSS	w 89-51	909
Field goal pct	.481	.389	11/18/23	IUPUI	w 74-61	711
3 POINT FG-ATT	57-159	55-207	11/19/23	ELON	w 78-70	944
3-point FG pct	.358	.266	11/24/23	at Georgia	L 69-78	6046
3-pt FG made per game	7.1	6.9	11/28/23	BOB JONES	w 90-49	860
FREE THROWS-ATT	161-220	112-141	* = Conference game			
Free throw pct	.732	.794				
F-Throws made per game	20.1	14.0				
REBOUNDS	276	251				
Rebounds per game	34.5	31.4				
Rebounding margin	+3.1	-				
ASSISTS	94	89				
Assists per game	11.8	11.1				
TURNOVERS	93	112				
Turnovers per game	11.6	14.0				
Turnover margin	+2.4	-				
Assist/turnover ratio	1.0	0.8				
STEALS	62	53				
Steals per game	7.8	6.6				
BLOCKS	20	24				
Blocks per game	2.5	3.0				
ATTENDANCE	6927	12407				
Home games-Avg/Game	6-1154	2-6204				
Neutral site-Avg/Game	-	0-0				

Score by Periods	1st	2nd	Totals
Winthrop	292	334	626
Opponents	220	285	505

2023-24 TEAM GAME-BY-GAME

Winthrop University Men's Basketball Winthrop Team Game-by-Game (as of Nov 28, 2023) All games

TEAM STATISTICS

Opponent	Date	Score		Total		3-Pointers		Free throws		Rebounds				pf	a	t/o	blk	stl	pts	avg
				fg-fga	pct	3fg-fga	pct	ft-fa	pct	off	def	tot	avg							
at Clemson	11/06/23	56-78	L	18-52	.346	5-18	.278	15-18	.833	6	24	30	30.0	13	6	14	0	5	56	56.0
BREVARD	11/08/23	98-44	W	36-59	.610	7-19	.368	19-28	.679	15	26	41	35.5	12	14	15	6	15	98	77.0
DREXEL	11/11/23	72-74	L	22-47	.468	3-13	.231	25-36	.694	8	22	30	33.7	19	5	10	2	2	72	75.3
HOLY CROSS	11/17/23	89-51	W	29-54	.537	14-26	.538	17-23	.739	8	30	38	34.8	17	14	10	4	5	89	78.8
IUPUI	11/18/23	74-61	W	22-45	.489	7-18	.389	23-34	.676	12	21	33	34.4	14	9	18	1	12	74	77.8
ELON	11/19/23	78-70	W	23-54	.426	5-20	.250	27-35	.771	11	21	32	34.0	22	12	7	2	7	78	77.8
at Georgia	11/24/23	69-78	L	25-59	.424	3-20	.150	16-23	.696	10	23	33	33.9	18	12	7	2	5	69	76.6
BOB JONES	11/28/23	90-49	W	29-54	.537	13-25	.520	19-23	.826	9	30	39	34.5	12	22	12	3	11	90	78.2
Winthrop		626		204-424	.481	57-159	.358	161-220	.732	79	197	276	34.5	127	94	93	20	62	626	78.2
Opponents		505		169-435	.389	55-207	.266	112-141	.794	81	170	251	31.4	177	89	112	24	53	505	63.1

Games played: 8
Points/game: 78.2
FG Pct: 48.1
3FG Pct: 35.8
FT Pct: 73.2

Rebounds/game: 34.5
Assists/game: 11.8
Turnovers/game: 11.6
Assist/turnover ratio: 1.0
Steals/game: 7.8
Blocks/game: 2.5

WINTHROP BASKETBALL

↳ TRADITION RICH PROGRAM ↵

~NCAA D1 Member since 1985~

- 13 Big South Conference Championships (most in conference history)
- 11 NCAA Tournament Appearances (most in conference history and all in the last 22 years)
- Most 20-win seasons in Big South history (14)
- Eight seasons with 23 or more wins and a Big South record 29 wins in 2006-07
- Most wins all-time by Big South member (640) and most league wins all-time (342)
- Only Big South member to earn an 11, 12, 13 and 14 seed in NCAA Tournament
- First Big South member to win an NCAA Tournament game (defeated 6th seeded Notre Dame 74-64 in 2007)
- Big South record 55 conference tournament wins
- Big South record 18 conference championship game appearances
- 23 winning seasons out of 36 NCAA D1 seasons
- Notable Non-Conference Wins (ACC-Clemson (2), Georgia Tech, Miami, Wake Forest/Big East- Providence, Marquette, Notre Dame/Big 10-Illinois/Big 12-Missouri/PAC 12-Washington/SEC-Georgia, Mississippi State, Auburn/Mid-Majors-ODU, Missouri State, Saint Mary's (Ca.)/Independent-Miami)
- Three AP All-America selections (Greg Lewis, Keon Johnson, Xavier Cooks)
- 50 All-League selections, 38 All-Tournament Team selections
- Eagles have two of the Top 5 winningest coaches in the history of the league as Gregg Marshall has 194 (2nd) and Pat Kelsey currently has 186 (4th)
- Both are also in the Top 4 for conference wins all-time as Kelsey has 110 (2nd) and Marshall is 4th with 104



WINTHROP

B A S K E T B A L L



Guard / 6-1 / 167 / Sr.
Indianapolis, Ind.
(Western Carolina)

CAREER HONORS

- 2023-24 Preseason All-Big South 2nd Team

EXTRA DRIBBLE

- In double-figures just three games this season, but is second on team in apg (2.0)
- Has connected on a three in all eight games and multiple threes in five straight games
- Dating back to last season he's hit a three-point basket in 40 straight games
- Made first start of the season at Georgia
- Closing in on 150 career threes (145) and has 123 of them at Winthrop ranking him 17th on the all-time list
- In 2022-23 he set career-highs in points, points per game, field goals made, field goal percentage, three-point field goals made, free throws made, free throw percentage and assists
- Career-high 35 points in the loss at UNC Asheville
- In that loss at Asheville he was 10-of-18 from the floor and 4-of-8 from three while going 9-of-11 at the foul line
- It was the highest scoring game for an Eagle since Nych Smith had 35 on Jan. 26, 2019 at Presbyterian College
- The 35 points were the 4th most by an Eagle in a conference road game
- Posted his 8th game with 20 or more points in the overtime win against Campbell on Feb. 22, 2023
- Led the Big South in free throw percentage in 2022-23 (.895) and ranked 11th nationally
- Hit at least one three in all 32 games in 2022-23
- Became the first player since Anders Broman (2017-18) to make at least one three-point basket in every game he played (25 games or more / Broman hit at least one in all 31 games he played)
- Attended Crispus Attucks H.S. and finished with 1,648 career points
- Averaged 26.1 points, 4.8 assists, 4.0 rebounds as a senior
- Named Indianapolis City Player of the Year
- Was an Indiana All-Star Team selection and Second Team All-State Player

CAREER STATS

				Field Goals		3-Point		F-Throws		Rebounds									Scoring	
SEASON	TEAM	GP-GS	MIN/AVG	FG-FGA	FG%	3FG-3FGA	3FG%	FT-FTA	FT%	OFF	DEF	TOT	AVG	PF-FO	A	TO	BLK	STL	PTS	AVG
2020-21	WCU	20-7	376/18.8	39-97	.402	22-53	.415	20-27	.741	4	31	35	1.8	29-0	29	23	0	9	120	6.0
2021-22	Win	31-8	445/14.4	46-124	.371	34-90	.378	34-43	.791	3	28	31	1.0	32-0	35	37	0	22	160	5.2
2022-23	Win	32-27	949/29.6	122-316	.386	73-196	.372	111-124	.895	4	56	60	1.9	75-2	71	88	0	19	428	13.4
2023-24	Win	8-1	188/23.5	22-57	.386	16-42	.381	15-21	.714	2	17	19	2.4	14-0	16	14	0	6	75	9.4
TOTAL FOR Win		71-36	1581/22.3	190-497	.382	123-328	.375	160-188	.851	9	101	110	1.5	121-2	122	139	0	47	663	9.3
TOTAL		91-43	1957/21.5	229-594	.386	145-381	.381	180-215	.837	13	132	145	1.6	150-2	151	162	0	56	783	8.6

CAREER HIGHS

Points	35	at UNC Asheville (2/8/23)
Minutes	39	at UNC Asheville (2/8/23)
FGM	10	at UNC Asheville (2/8/23)
FGA	18	at UNC Asheville (2/8/23)
3PTFGM	6	Piedmont (11/30/20)
3PTFGA	10	Coastal Carolina (12/3/22)
FTM	11	two times
FTA	13	at UNC Asheville (2/8/23)
Rebounds	6	N.C. A&T (2/3/22)
Assists	6	two times
Blocks		
Steals	4	Presbyterian College (2/12/22)
Turnovers	7	vs. Southern Miss (11/22/22)

BIG SOUTH HIGHS (regular season only)

Points	35	at UNC Asheville (2/8/23)
Minutes	39	at UNC Asheville (2/8/23)
FGM	10	at UNC Asheville (2/8/23)
FGA	18	at UNC Asheville (2/8/23)
3PTFGM	5	at Longwood (1/29/22)
3PTFGA	10	at High Point (1/18/23)
FTM	11	two times
FTA	13	at UNC Asheville (2/8/23)
Rebounds	6	N.C. A&T (2/3/22)
Assists	5	at Presbyterian College (1/28/23)
Blocks		
Steals	4	Presbyterian College (2/12/22)
Turnovers	4	three times

2023-24 GAME-BY-GAME

[illegible]



2

Xavier McKelvy

Guard / 6-2 / 180 / SO.
Charlotte, N.C.
(United Faith Christian)

CAREER HONORS

EXTRA DRIBBLE

- Coming off a season-high 11 points off the bench against Bob Jones
- Has six steals seven games played (11.0 minutes per game) and is tied for 3rd on the team
- Posted a career-high 15 points against Toccoa Falls (11/29/22) as he was 7-of-8 from the floor
- In 2022-23 his alley-oop dunk in the second half vs. Toccoa Falls made Sportscenter Top 10
- Set a career-best in rebounds with seven against Toccoa Falls
- Made collegiate debut against Piedmont, scoring 11 points in 14 minutes
- Against Piedmont he tied for a team-high with two steals
- Named the North Carolina 1A Player of the Year as a senior
- Led high school team to a state championship

2023-24 GAME-BY-GAME

DATE	OPPONENT	MIN	FG	3FG	FT	REB	AST	T/O	BLK	STL	PTS
11/6	at Clemson	15	2-6	0-1	0-0	5	1	0	0	1	4
11/8	Brevard	16	2-4	0-1	1-2	3	1	4	0	2	5
11/11	Drexel	2	0-0	0-0	0-0	0	0	0	0	0	0
11/17	Holy Cross	13	0-3	0-2	0-0	5	1	1	1	0	0
11/18	IUPUI	11	0-0	0-0	0-0	0	1	1	0	2	0
11/19	Elon	DNP									
11/24	at Georgia	4	0-0	0-0	0-0	1	0	0	0	0	0
11/28	Bob Jones	16	3-7	1-3	4-4	2	1	0	0	1	11
12/2	at Coastal Carolina										
12/5	Queens										
12/10	at Little Rock										
12/16	at Xavier										
12/19	at South Carolina										
12/22	at Florida State										
12/29	Toccoa Falls										
1/3	Longwood										
1/6	at USC Upstate										
1/10	at Presbyterian										
1/13	Radford										
1/17	UNC Asheville										
1/20	at Gardner-Webb										
1/24	at Charleston Sou.										
1/27	High Point										
2/3	at UNC Asheville										
2/7	Charleston Sou.										
2/10	at Longwood										
2/14	at Radford										
2/21	Presbyterian										
2/24	USC Upstate										
2/28	at High Point										
3/2	Gardner-Webb										

CAREER STATS


				Field Goals		3-Point		F-Throws		Rebounds				Scoring						
SEASON	TEAM	GP-GS	MIN/AVG	FG-FGA	FG%	3FG-3FGA	3FG%	FT-FTA	FT%	OFF	DEF	TOT	AVG	PF-FO	A	TO	BLK	STL	PTS	AVG
2022-23	Win	25-0	239/9.6	33-66	.500	9-30	.300	15-18	.833	14	27	41	1.6	21-0	5	10	1	9	90	3.6
2023-24	Win	7-0	76/10.8	7-20	.350	1-7	.143	5-6	.833	3	13	16	2.3	5-0	5	6	1	6	20	2.9
TOTAL		32-0	315/9.8	40-86	.465	10-37	.270	20-24	.833	17	40	57	1.8	26-0	10	16	2	15	110	3.4

CAREER HIGHS

Points	15	Toccoa Falls (11/29/22)
Minutes	25	Toccoa Falls (11/29/22)
FGM	7	Toccoa Falls (11/29/22)
FGA	8	two times
3PTFGM	2	Charleston Southern (1/25/23)
3PTFGA	5	Piedmont (11/9/22)
FTM	2	five times
FTA	2	six times
Rebounds	7	Toccoa Falls (11/29/22)
Assists	1	eight times
Blocks	1	Holy Cross (11/17/23)
Steals	2	four times
Turnovers	1	11 times

BIG SOUTH HIGHS (regular season only)

Points	9	Charleston Southern (1/25/23)
Minutes	17	Charleston Southern (1/25/23)
FGM	3	two times
FGA	5	High Point (2/25/23)
3PTFGM	2	Charleston Southern (1/25/23)
3PTFGAs	3	Charleston Southern (1/25/23)
FTM	2	two times
FTA	2	four times
Rebounds	3	two times
Assists	1	at Charleston Southern (2/18/23)
Blocks		
Steals	1	two times
Turnovers	1	eight times



CAREER HONORS

EXTRA DRIBBLE

- Is recovering from an injury suffered during preseason
- Missed entire 2022-23 season with an achilles injury
- In 2021-22 he set career-highs in ppg (7.7), three-point field goals made (27) and free throws made (86)
- Led the team in free throws made and free throws attempted
- Reached 400 career rebounds and played in his 100th game vs. Mississippi State (in 97 career starts)
- Team is 29-10 when he grabs 5 or more rebounds in a game
- Had a career-high two blocks against Mercer
- In 2020-21 as he made a 43-of-54 with a career-best percentage of .796
- In 2019-20 he set career-bests in field goal percentage, three-point percentage, free throw percentage and rebounds per game
- Started 29-of-30 games as a freshman (only sat senior day)
- Named Defensive Player of the Year in 2017 for Loreto
- Averaged 16.5 points, 6.6 rebounds, 2.3 assists as a senior
- Described by Deng Camp as a physical, head strong combo guard who uses body and touch to score in variety of ways
- Made the league All-Star Five in 2018

CAREER STATS 3/2 Gardner-Webb

				Field Goals		3-Point		F-Throws		Rebounds									Scoring	
SEASON	TEAM	GP-GS	MIN/AVG	FG-FGA	FG%	3FG-3FGA	3FG%	FT-FTA	FT%	OFF	DEF	TOT	AVG	PF-FO	A	TO	BLK	STL	PTS	AVG
2018-19	Win	30-29	709/23.6	68-143	.476	15-52	.288	57-81	.704	45	70	115	3.8	76-2	49	49	4	13	208	6.9
2019-20	Win	33-31	786/23.8	75-142	.528	26-61	.426	47-65	.723	53	78	131	4.0	87-6	29	41	2	28	223	6.8
2020-21	Win	25-25	608/24.3	52-117	.444	13-46	.283	43-54	.796	35	66	101	4.0	68-2	26	33	3	10	160	6.4
2021-22	Win	32-32	886/27.7	66-143	.462	27-72	.375	86-113	.761	27	97	124	3.9	87-6	45	44	9	13	245	7.7
TOTAL		120-117	2989/24.9	261-545	.479	81-231	.351	233-313	.744	160	311	471	3.9	318-16	149	167	18	64	836	7.0

CAREER HIGHS

Points	19	Pfeiffer (11/13/18)
Minutes	38	Gardner-Webb (1/11/20)
FGM	7	UNC Asheville (1/13/22)
FGA	12	Campbell (1/10/22)
3PTFGM	3	two times
3PTFGA	6	Campbell (1/10/22)
FTM	9	Pfeiffer (11/1.w3/18)
FTA	10	Pfeiffer (11/13/18)
Rebounds	11	at UNC Asheville (1/5/19)
Assists	7	two times
Blocks	2	Mercer (11/13/21)
Steals	3	two times
Turnovers	5	at Presbyterian College (1/26/19)

2023-24 GAME-BY-GAME

[illegible]

BIG SOUTH HIGHS (regular season only)

Points	18	UNC Asheville (1/13/22)
Minutes	38	two times
FGM	7	UNC Asheville (1/13/22)
FGA	12	Campbell (1/10/22)
3PTFGM	3	Radford (2/10/20)
3PTFGAs	6	Campbell (1/10/22)
FTM	8	two times
FTA	10	at Gardner-Webb (2/16/22)
Rebounds	11	at UNC Asheville (1/5/19)
Assists	7	at UNC Asheville (1/5/19)
Blocks	1	five times
Steals	3	Gardner-Webb (1/22/22)
Turnovers	5	at Presbyterian College (1/26/19)



Forward / 6-8 / 200 / Fr.
Cincinnati, Ohio
(Moeller H.S.)

5

CAREER HONORS

- n/a

EXTRA DRIBBLE

- **Made collegiate debut on Nov. 6 at Clemson**
- **Played a season-high 22 minutes vs. Brevard and finished with a career-high eight points**
- **Hauled in a career-high seven rebounds vs. Brevard and Bob Jones**
- **Was an All-Team GCL basketball selection in 2022**
- **Was an All-Team GCL soccer selection in 2021**
- **Played soccer and basketball at Moeller H.S.**
- **Entering high school he stepped away from basketball and played soccer for three seasons before returning to basketball for his senior season**

2023-24 GAME-BY-GAME

[illegible]

CAREER STATS

				Field Goals		3-Point		F-Throws		Rebounds									Scoring	
SEASON	TEAM	GP-GS	MIN/AVG	FG-FGA	FG%	3FG-3FGA	3FG%	FT-FTA	FT%	OFF	DEF	TOT	AVG	PF-FO	A	TO	BLK	STL	PTS	AVG
2023-24	Win	8-0	81/10.1	5-11	.455	0-2	.000	3-6	.500	5	16	21	2.6	10-1	5	3	3	2	13	1.6
TOTAL		8-0	81/10.1	5-11	.455	0-2	.000	3-6	.500	5	16	21	2.6	10-1	5	3	3	2	13	1.6

CAREER HIGHS

Points	8	Brevard (11/8/23)
Minutes	22	Brevard (11/8/23)
FGM	3	Brevard (11/8/23)
FGA	5	Brevard (11/8/23)
3PTFGM		
3PTFGA	1	two times
FTM	2	Brevard (11/8/23)
FTA	4	Brevard (11/8/23)
Rebounds	7	two times
Assists	2	two times
Blocks	1	three times
Steals	1	two times
Turnovers	1	three times

BIG SOUTH HIGHS (regular season only)

Points
Minutes
FGM
FGA
3PTFGM
3PTFGAs
FTM
FTA
Rebounds
Assists
Blocks
Steals
Turnovers



10

Nick Johnson

Guard / 6-4 / 230 / Sr.
Bronx, N.Y.
(New Hampshire)

CAREER HONORS

- America East All-Conference Third Team (2022-2023)
- America East All-Defensive Team (2022-2023)

EXTRA DRIBBLE

- Coming off 10 points against Bob Jones and has now been in double-figures in 6-of-8 games
- Has multiple steals in four games with a season-high four against Brevard
- Ranks 5th in the Big South in steals per game
- Scored a season-high 14 points in back-to-back games (Drexel/Holy Cross)
- Tied his career-high of four assists in the win over Elon
- Has gotten to the free throw line in every game since the opener when he was 0-for-0
- Last season at New Hampshire he played in 25 games with 23 starts and was second on the team in scoring (12.8 ppg)
- Ranked 3rd in the America East in steals per game (1.4)
- Posted 20 or more points five times in 2022-23
- Recorded a double-double in back-to-back games (vs. Vermont/at Maine)
- Led All Hallows H.S. to a Class A CHSAA regular season title in 2019
- Averaged 21.7 ppg, 8.2 rpg, 4.9 apg, and 1.6 spg in his senior season
- Was named the Class A Player of the Year

CAREER STATS

				Field Goals		3-Point		F-Throws		Rebounds										Scoring	
SEASON	TEAM	GP-GS	MIN/AVG	FG-FGA	FG%	3FG-3FGA	3FG%	FT-FTA	FT%	OFF	DEF	TOT	AVG	PF-FO	A	TO	BLK	STL	PTS	AVG	
2020-21	UNH	19-11	470/24.7	57-126	.452	7-21	.333	30-64	.469	18	65	83	4.4	43-1	24	27	7	16	151	7.9	
2021-22	UNH	28-27	794/28.4	89-184	.484	16-56	.286	48-78	.615	32	89	121	4.3	70-2	36	35	16	22	242	8.6	
2022-23	UNH	25-23	835/33.4	104-278	.374	34-91	.374	77-126	.611	43	81	124	5.0	62-0	26	45	9	34	319	12.8	
2023-24	Win	8-7	209/26.1	28-64	.438	7-22	.318	23-37	.622	10	20	30	3.8	10-0	10	8	2	13	86	10.8	
TOTAL FOR Win		8-7	209/26.1	28-64	.438	7-22	.318	23-37	.622	10	20	30	3.8	10-0	10	8	2	13	86	10.8	
TOTAL		80-68	2307/28.8	278-652	.426	64-190	.337	178-305	.584	103	255	358	4.5	185-3	96	115	34	85	798	10.0	

CAREER HIGHS


Points	21	two times
Minutes	40	five times
FGM	9	Bryant (1/14/23)
FGA	17	at UMASS Lowell (3/7/23)
3PTFGM	4	Binghamton (2/8/23)
3PTFGA	8	UMBC (2/18/23)
FTM	9	two times
FTA	13	at UMASS Lowell (3/7/23)
Rebounds	16	Vermont (1/8/23)
Assists	4	four times
Blocks	3	two times
Steals	4	two times
Turnovers	4	six times

2023-24 GAME-BY-GAME

[illegible]

BIG SOUTH HIGHS (regular season only)

Points
Minutes
FGM
FGA
3PTFGM
3PTFGAs
FTM
FTA
Rebounds
Assists
Blocks
Steals
Turnovers



Guard / 6-2 / 190 / Sr.
Beaumont, Texas
(Lamar)

- **2023-24 Preseason All-Big South Second Team**

- Has five or more assists in five straight games after having just five total in the first three games
- Has multiple steals in five games with 3 or more in four games
- Has been in double-figures 19 of the last 25 games
- Last season he ranked third in the Big South in assists per game *3.8)
- Is approaching 300 career assists (293) and surpassed 900 career points (913)
- Had zero points in the win over IUPUI (0-for-4 shooting) but had four rebounds, six assists and three steals
- Knocked down a career-best six threes as he was a perfect 6-for-6 behind the arc in win over Campbell
- No Winthrop player in the last 19 seasons has been perfect behind the arc when making five or more in a game
- Transferred from Lamar where he was a two-year starter
- As a sophomore he battled his way through injuries and played 16 games
- In the 16 games he averaged 10.7 ppg, 3.0 rpg and 3.2 apg
- He led all freshmen in scoring in the Southland Conference after posting 13.1 ppg in his first season
- Also ranked 5th in the Southland for assists per game (4.0) and 7th in steals (1.48)
- Was a PHTX Top 100 prospect out of Texas (58th overall) and was rated the No. 6 player by RCSports.com

					Field Goals		3-Point		F-Throws		Rebounds								Scoring	
SEASON	TEAM	GP-GS	MIN/AVG	FG-FGA	FG%	3FG-3FGA	3FG%	FT-FTA	FT%	OFF	DEF	TOT	AVG	PF-FO	A	TO	BLK	STL	PTS	AVG
2020-21	Lamar	25-20	805/32.2	115-241	.477	15-31	.484	83-103	.806	23	47	70	2.8	62-0	100	72	1	37	328	13.1
2021-22	Lamar	16-12	470/29.4	62-163	.380	13-53	.245	34-46	.739	19	29	48	3.0	23-0	51	41	0	17	171	10.7
2022-23	Win	29-26	931/32.1	111-231	.481	28-62	.452	83-110	.755	5	66	71	2.4	73-3	111	71	5	34	333	11.5
2023-24	Win	8-8	225/28.2	27-60	.450	7-19	.368	20-30	.667	2	25	27	3.4	14-0	31	12	1	15	81	10.1
TOTAL FOR Win		37-34	1156/31.3	138-291	.474	35-81	.432	103-140	.736	7	91	98	2.6	87-3	142	83	6	49	414	11.2
TOTAL		78-66	2432/31.2	315-695	.453	63-165	.382	220-289	.761	49	167	216	2.8	172-3	293	196	7	103	913	11.7

Points	24	two times
Minutes	46	Stephen F. Austin (2/27/21)
FGM	8	three times
FGA	16	Stephen F. Austin (2/27/21)
3PTFGM	6	Campbell (2/22/23)
3PTFGA	7	two times
FTM	11	at Furman (12/10/22)
FTA	14	at Longwood (1/7/23)
Rebounds	9	Wiley (11/9/21)
Assists	8	two times
Blocks	1	four times
Steals	4	four times
Turnovers	6	Texas A&M-CC (3/1/21)

[illegible]

Points	24	Campbell (2/22/23)
Minutes	42	Campbell (2/22/23)
FGM	7	Campbell (2/22/23)
FGA	15	Campbell (2/22/23)
3PTFGM	6	Campbell (2/22/23)
3PTFGAs	6	Campbell (2/22/23)
FTM	9	two times
FTA	14	at Longwood (1/7/23)
Rebounds	6	at Presbyterian College (1/28/23)
Assists	7	USC Upstate (2/11/23)
Blocks	1	at Longwood (1/7/23)
Steals	3	at High Point (1/18/23)
Turnovers	5	at Longwood (1/7/23)



12

**K.J.
Doucet**

Forward / 6-7 / 230 / Jr.
Austell, Ga.
(Fort Valley State)

CAREER HONORS

- 2022-23 SIAC Player of the Year
- 2022-23 All-SIAC First Team
- 2022-23 Div. II Conference Commissioner's Association (D2CCA) All-South Regional Team
- 2022-23 D2 HBCU All-America First Team
- 2021-22 SIAC Freshman of the Year

EXTRA DRIBBLE

- Coming off 16 points vs. Bob Jones as he was perfect from the field, three-point line and free throw line (4-for-4)
- Has eight assists to just two turnovers in the last three games after committing 15 turnovers in the first five games
- Has been in double-figures in 6-of-8 games
- Transfer from Fort Valley State
- Scored double-figures in 28-of-29 games played last season and had 20 or more points in nine games
- Scored a career-high 31 points vs. Edward Waters in the final game of the season
- Led the team in scoring his freshman season as well as field goals made, three-point field goals made, free throws mde, free throw percentage, total rebounds, defensive rebounds and rebounds per game

2023-24 GAME-BY-GAME

DATE	OPPONENT	MIN	FG	3FG	FT	REB	AST	T/O	BLK	STL	PTS
11/6	at Clemson	28	3-10	2-7	4-4	3	0	3	0	0	12
11/8	Brevard	19	7-8	2-2	1-1	5	3	2	0	0	17
11/11	Drexel	24	3-8	1-4	2-2	3	3	4	0	2	9
11/17	Holy Cross	22	4-7	2-4	5-6	5	1	3	0	0	15
11/18	IUPUI	26	6-11	1-3	3-6	6	0	3	0	0	16
11/19	Elon	8	1-4	0-1	0-0	1	1	0	0	0	2
11/24	at Georgia	22	3-8	0-2	4-5	0	2	0	0	1	10
11/28	Bob Jones	24	4-4	4-4	4-4	2	5	2	0	2	16
12/2	at Coastal Carolina										
12/5	Queens										
12/10	at Little Rock										
12/16	at Xavier										
12/19	at South Carolina										
12/22	at Florida State										
12/29	Toccoa Falls										
1/3	Longwood										
1/6	at USC Upstate										
1/10	at Presbyterian										
1/13	Radford										
1/17	UNC Asheville										
1/20	at Gardner-Webb										
1/24	at Charleston Sou.										
1/27	High Point										
2/3	at UNC Asheville										
2/7	Charleston Sou.										
2/10	at Longwood										
2/14	at Radford										
2/21	Presbyterian										
2/24	USC Upstate										
2/28	at High Point										
3/2	Gardner-Webb										

CAREER STATS

				Field Goals		3-Point		F-Throws		Rebounds										Scoring	
SEASON	TEAM	GP-GS	MIN/AVG	FG-FGA	FG%	3FG-3FGA	3FG%	FT-FTA	FT%	OFF	DEF	TOT	AVG	PF-FO	A	TO	BLK	STL	PTS	AVG	
2021-22	FVSU	28-28	803/28.7	133-332	.401	40-121	.331	106-137	.774	23	125	148	5.3	94-5	43	60	11	32	412	14.7	
2022-23	FVSU	29-29	845/29.1	149-358	.416	34-108	.315	152-201	.756	45	107	152	5.2	99-6	59	73	7	32	484	16.7	
2023-24	Win	8-8	173/21.6	31-60	.517	12-27	.444	23-28	.821	9	16	25	3.1	21-2	15	17	0	5	97	12.1	
TOTAL FOR Win		8-8	173/21.6	31-60	.517	12-27	.444	23-28	.821	9	16	25	3.1	21-2	15	17	0	5	97	12.1	
TOTAL		65-65	1821/28.0	313-750	.417	86-256	.336	281-366	.768	77	248	325	5.0	214-13	117	150	18	69	993	15.3	

CAREER HIGHS

Points	31	Edward Waters (2/28/23)
Minutes	39	Edward Waters (2/28/23)
FGM	9	four times
FGA	28	Edward Waters (2/28/23)
3PTFGM	4	two times
3PTFGA	9	Edward Waters (2/28/23)
FTM	13	Edward Waters (2/28/23)
FTA	17	Edward Waters (2/28/23)
Rebounds	13	Kentucky St. (2/28/22)
Assists	5	three times
Blocks	3	Savannah St (2/9/22)
Steals	4	Miles (3/2/22)
Turnovers	6	Univ. of Ft. Lauderdale (12/30/22)

BIG SOUTH HIGHS (regular season only)

Points
Minutes
FGM
FGA
3PTFGM
3PTFGAs
FTM
FTA
Rebounds
Assists
Blocks
Steals
Turnovers



13

Clay Howard

Guard / 6-3 / 180 / So.
Aiken, S.C.
(Aiken H.S.)

CAREER HONORS

- Off the bench for a season-high five minutes vs. Brevard
- Has a steal in two of four games played
- In 2022-23 he played a career-high 10 minutes vs. Toccoa Falls and scored first collegiate points with a three
- Saw first action in final minute of win over Eastern Michigan
- Was a team captain in high school and graduated Magna Cum Laude

EXTRA DRIBBLE

2023-24 GAME-BY-GAME

DATE	OPPONENT	MIN	FG	3FG	FT	REB	AST	T/O	BLK	STL	PTS
11/6	at Clemson	DNP									
11/8	Brevard	5	0-2	0-1	0-0	1	0	0	0	1	0
11/11	Drexel	DNP									
11/17	Holy Cross	2	0-1	0-0	0-0	1	0	0	0	0	0
11/18	IUPUI	0	0-0	0-0	1-2	0	0	0	0	1	1
11/19	Elon	DNP									
11/24	at Georgia	DNP									
11/28	Bob Jones	4	0-2	0-0	0-0	0	0	0	0	0	0
12/2	at Coastal Carolina										
12/5	Queens										
12/10	at Little Rock										
12/16	at Xavier										
12/19	at South Carolina										
12/22	at Florida State										
12/29	Toccoa Falls										
1/3	Longwood										
1/6	at USC Upstate										
1/10	at Presbyterian										
1/13	Radford										
1/17	UNC Asheville										
1/20	at Gardner-Webb										
1/24	at Charleston Sou.										
1/27	High Point										
2/3	at UNC Asheville										
2/7	Charleston Sou.										
2/10	at Longwood										
2/14	at Radford										
2/21	Presbyterian										
2/24	USC Upstate										
2/28	at High Point										
3/2	Gardner-Webb										

CAREER STATS

				Field Goals		3-Point		F-Throws		Rebounds				Scoring						
SEASON	TEAM	GP-GS	MIN/AVG	FG-FGA	FG%	3FG-3FGA	3FG%	FT-FTA	FT%	OFF	DEF	TOT	AVG	PF-FO	A	TO	BLK	STL	PTS	AVG
2022-23	Win	3-0	11/3.6	1-3	.333	1-3	.333	0-0	.000	0	1	1	0.3	2-0	0	1	0	1	3	1.0
2023-24	Win	4-0	12/3.1	0-5	.000	0-1	.000	1-2	.500	0	2	2	0.5	1-0	0	0	0	2	1	0.3
TOTAL		7-0	23/3.3	1-8	.125	1-4	.250	1-2	.500	0	3	3	0.4	3-0	0	1	0	3	4	0.6

CAREER HIGHS

Points	3	Toccoa Falls (11/29/22)
Minutes	10	Toccoa Falls (11/29/22)
FGM	1	Toccoa Falls (11/29/22)
FGA	3	Toccoa Falls (11/29/22)
3PTFGM	1	Toccoa Falls (11/29/22)
3PTFGAs	3	Toccoa Falls (11/29/22)
FTM	1	IUPUI (11/18/23)
FTA	2	IUPUI (11/18/23)
Rebounds	1	three times
Assists		
Blocks		
Steals	1	three times
Turnovers	1	Toccoa Falls (11/29/22)

BIG SOUTH HIGHS (regular season only)

Points	
Minutes	
FGM	
FGA	
3PTFGM	
3PTFGAs	
FTM	
FTA	
Rebounds	
Assists	
Blocks	
Steals	
Turnovers	



14

Noah Van Bibber

Guard / 6-5 / 185 / Fr.
Debary, Fla.
(Concord Academy)

CAREER HONORS

- Big South Conference Player of the Week (Nov. 20)

EXTRA DRIBBLE

- Has made at least one three in all six games he's played
- Is just 3-for-18 behind the arc over the last three games
- Came off the bench to score a career-high 22 points in the win over Holy Cross
- Knocked down six threes in the game
- Was the first Winthrop freshman with a 20-point game since D.J. Burns Jr. had 23 at Charleston Southern on Jan. 30, 202
- The last freshman guard to score 20 or more points was Russell Jones Jr. on Dec. 12, 2019 vs. Elon

2023-24 GAME-BY-GAME

DATE	OPPONENT	MIN	FG	3FG	FT	REB	AST	T/O	BLK	STL	PTS
11/6	at Clemson	DNP									
11/8	Brevard	19	1-5	1-4	3-4	5	0	0	0	0	6
11/11	Drexel	DNP									
11/17	Holy Cross	18	6-9	6-8	4-4	3	0	0	0	0	22
11/18	IUPUI	16	2-5	2-5	2-2	2	1	1	0	0	8
11/19	Elon	14	3-5	1-3	1-1	1	0	0	0	0	8
11/24	at Georgia	18	2-5	1-4	0-0	1	0	0	0	0	5
11/28	Bob Jones	13	2-8	1-6	0-0	3	0	2	0	0	5
12/2	at Coastal Carolina										
12/5	Queens										
12/10	at Little Rock										
12/16	at Xavier										
12/19	at South Carolina										
12/22	at Florida State										
12/29	Toccoa Falls										
1/3	Longwood										
1/6	at USC Upstate										
1/10	at Presbyterian										
1/13	Radford										
1/17	UNC Asheville										
1/20	at Gardner-Webb										
1/24	at Charleston Sou.										
1/27	High Point										
2/3	at UNC Asheville										
2/7	Charleston Sou.										
2/10	at Longwood										
2/14	at Radford										
2/21	Presbyterian										
2/24	USC Upstate										
2/28	at High Point										
3/2	Gardner-Webb										

CAREER STATS

				Field Goals		3-Point		F-Throws		Rebounds								Scoring		
SEASON	TEAM	GP-GS	MIN/AVG	FG-FGA	FG%	3FG-3FGA	3FG%	FT-FTA	FT%	OFF	DEF	TOT	AVG	PF-FO	A	T	BLK	STL	PTS	AVG
2023-24	Win	6-0	96/16.1	16-37	.432	12-30	.400	10-11	.909	5	10	15	2.5	15-0	1	3	0	0	54	9.0
TOTAL		6-0	96/16.1	16-37	.432	12-30	.400	10-11	.909	5	10	15	2.5	15-0	1	3	0	0	54	9.0

CAREER HIGHS

Points	22	Holy Cross (11/17/23)
Minutes	19	Brevard (11/8/23)
FGM	6	Holy Cross (11/17/23)
FGA	9	Holy Cross (11/17/23)
3PTFGM	6	Holy Cross (11/17/23)
3PTFGAs	8	Holy Cross (11/17/23)
FTM	4	Holy Cross (11/17/23)
FTA	4	Holy Cross (11/17/23)
Rebounds	5	Brevard (11/8/23)
Assists	1	IUPUI (11/18/23)
Blocks		
Steals		
Turnovers	2	Bob Jones (11/28/23)

BIG SOUTH HIGHS (regular season only)

Points
Minutes
FGM
FGA
3PTFGM
3PTFGAs
FTM
FTA
Rebounds
Assists
Blocks
Steals
Turnovers



21

Henry Harrison

Guard / 5-11 / 175 / Fr.
Lewisburg, Pa.
(Lewisburg H.S.)

CAREER HONORS

- Has made both of his three-point attempts
- Had a season-high four minutes vs. Brevard
- Lettered in soccer (4 yrs.) and basketball (3 yrs.) at Lewisburg H.S.
- Was team captain in 2023 and named to First Team All-Conference

EXTRA DRIBBLE

2023-24 GAME-BY-GAME

DATE	OPPONENT	MIN	FG	3FG	FT	REB	AST	T/O	BLK	STL	PTS
11/6	at Clemson	DNP									
11/8	Brevard	4	1-1	1-1	0-0	0	0	1	0	0	3
11/11	Drexel	DNP									
11/17	Holy Cross	2	1-1	1-1	0-0	0	0	1	0	0	3
11/18	IUPUI	0	0-0	0-0	0-0	0	0	0	0	0	0
11/19	Elon	DNP									
11/24	at Georgia	DNP									
11/28	Bob Jones	3	0-0	0-0	0-0	0	1	1	0	0	0
12/2	at Coastal Carolina										
12/5	Queens										
12/10	at Little Rock										
12/16	at Xavier										
12/19	at South Carolina										
12/22	at Florida State										
12/29	Toccoa Falls										
1/3	Longwood										
1/6	at USC Upstate										
1/10	at Presbyterian										
1/13	Radford										
1/17	UNC Asheville										
1/20	at Gardner-Webb										
1/24	at Charleston Sou.										
1/27	High Point										
2/3	at UNC Asheville										
2/7	Charleston Sou.										
2/10	at Longwood										
2/14	at Radford										
2/21	Presbyterian										
2/24	USC Upstate										
2/28	at High Point										
3/2	Gardner-Webb										

CAREER STATS

				Field Goals		3-Point		F-Throws		Rebounds								Scoring		
SEASON	TEAM	GP-GS	MIN/AVG	FG-FGA	FG%	3FG-3FGA	3FG%	FT-FTA	FT%	OFF	DEF	TOT	AVG	PF-FO	A	TO	BLK	STL	PTS	AVG
2023-24	Win	4-0	10/2.4	2-2	1.000	2-2	1.000	0-0	.000	0	0	0	0.0	0-0	1	3	0	0	6	1.5
TOTAL		4-0	10/2.4	2-2	1.000	2-2	1.000	0-0	.000	0	0	0	0.0	0-0	1	3	0	0	6	1.5

CAREER HIGHS

Points	3	two times
Minutes	4	Brevard (11/8/23)
FGM	1	two times
FGA	1	two times
3PTFGM	1	two times
3PTFGAs	1	two times
FTM		
FTA		
Rebounds		
Assists	1	Bob Jones (11/28/23)
Blocks		
Steals		
Turnovers	1	three times

BIG SOUTH HIGHS (regular season only)

Points	
Minutes	
FGM	
FGA	
3PTFGM	
3PTFGAs	
FTM	
FTA	
Rebounds	
Assists	
Blocks	
Steals	
Turnovers	



23

Michael
Moore

Forward / 6-10 / 220 / So.
Hermitage, Pa.
(IMG Academy)

CAREER HONORS

EXTRA DRIBBLE

- Played a season-high 14 minutes vs. Brevard, finishing with a season-high four points, two blocks and two steals
- Pulled down a season-high five rebounds vs. Bob Jones
- Posted career-high eight points and hauled in career-best 11 boards in the win over Toccoa Falls last season
- Also set a career-high in blocks with four against Toccoa Falls
- Member of a state championship team as a freshman
- Played at IMG Academy

2023-24 GAME-BY-GAME

DATE	OPPONENT	MIN	FG	3FG	FT	REB	AST	T/O	BLK	STL	PTS
11/6	at Clemson	DNP									
11/8	Brevard	14	2-2	0-0	0-1	3	0	1	2	2	4
11/11	Drexel	DNP									
11/17	Holy Cross	7	1-3	0-0	0-0	1	0	0	0	0	2
11/18	IUPUI	2	0-0	0-0	1-2	0	0	0	0	0	1
11/19	Elon	0	0-0	0-0	0-0	0	0	0	0	0	0
11/24	at Georgia	DNP									
11/28	Bob Jones	6	1-1	0-0	0-0	5	0	0	1	0	2
12/2	at Coastal Carolina										
12/5	Queens										
12/10	at Little Rock										
12/16	at Xavier										
12/19	at South Carolina										
12/22	at Florida State										
12/29	Toccoa Falls										
1/3	Longwood										
1/6	at USC Upstate										
1/10	at Presbyterian										
1/13	Radford										
1/17	UNC Asheville										
1/20	at Gardner-Webb										
1/24	at Charleston Sou.										
1/27	High Point										
2/3	at UNC Asheville										
2/7	Charleston Sou.										
2/10	at Longwood										
2/14	at Radford										
2/21	Presbyterian										
2/24	USC Upstate										
2/28	at High Point										
3/2	Gardner-Webb										

CAREER STATS

				Field Goals		3-Point		F-Throws		Rebounds											Scoring	
SEASON	TEAM	GP-GS	MIN/AVG	FG-FGA	FG%	3FG-3FGA	3FG%	FT-FTA	FT%	OFF	DEF	TOT	AVG	PF-FO	A	TO	BLK	STL			PTS	AVG
2022-23	Win	25-1	179/7.2	10-18	.556	0-0	.000	2-5	.400	10	36	46	1.8	28-0	3	12	13	3			22	0.9
2023-24	Win	5-0	30/5.9	4-6	.667	0-0	.000	1-3	.333	4	5	9	1.8	1-0	0	1	3	2			9	1.8
TOTAL		30-1	209/7.0	14-24	.583	0-0	.000	3-8	.375	14	41	55	1.8	29-0	3	13	16	5			31	1.0

CAREER HIGHS

Points	8	Toccoa Falls (11/29/22)
Minutes	27	Toccoa Falls (11/29/22)
FGM	4	Toccoa Falls (11/29/22)
FGA	6	Toccoa Falls (11/29/22)
3PTFGM	n/a	
3PTFGA	n/a	
FTM	n/a	
FTA	n/a	
Rebounds	11	Toccoa Falls (11/29/22)
Assists	1	three times
Blocks	4	Toccoa Falls (11/29/22)
Steals	2	Brevard (11/8/23)
Turnovers	3	Toccoa Falls (11/29/22)

BIG SOUTH HIGHS (regular season only)

Points	3	at Presbyterian College (1/28/23)
Minutes	14	Presbyterian College (1/4/23)
FGM	1	two times
FGA	2	at Presbyterian College (1/28/23)
3PTFGM		
3PTFGAs		
FTM	1	two times
FTA	2	two times
Rebounds	4	at Presbyterian College (1/28/23)
Assists		
Blocks	2	at Presbyterian College (1/28/23)
Steals		
Turnovers	1	three times



33

Chase Claxton

Forward / 6-7 / 185 / Jr.
Greenville, S.C.
(Legacy Early College)

CAREER HONORS

EXTRA DRIBBLE

- Has started 7-of-8 games and has played 20 or more minutes in six games
- Has one steal in 5-of-8 games and is tied for team-high with five blocks
- Is closing in on 500 career rebounds (465), 100 blocks (96) and 100 steals (90)
- Runner-up in voting for Big South Defensive Player of the Year in 2022-23
- Last season he set single-season career-highs in three-point field goals, rebounds per game, assists, steals, and blocks
- Posted first career double-double of 10 points, 10 rebounds vs. Converse (12/31/21)
- Didn't hit a three in first two seasons, but was 2-for-3 behind the arc in the 2020-21 season opener
- 2020-21 season-high 14 points in the win over Campbell on Dec. 31, 2020
- In 2019-20 he had 115 free throw attempts, 2nd most by any freshman in program history
- His 66 made free throws were the 3rd most by a Winthrop freshman
- Scored career-high 19 points in 19 minutes in the win over UNC Asheville on Feb. 1, 2020
- Was one of about 6-7 D1 prospects that played for Legacy Early College
- As a senior he averaged 9.2 points, 5.1 rebounds, 2.7 assists, 1.7 blocks and 1.4 steals for Legacy Early College
- Father Charles Claxton played basketball for the University of Georgia and was a second round pick of the Phoenix Suns
- His brother Nicolas Claxton plays for the Brooklyn Nets

2023-24 GAME-BY-GAME

DATE	OPPONENT	MIN	FG	3FG	FT	REB	AST	T/O	BLK	STL	PTS
11/6	at Clemson	22	1-2	0-0	2-3	3	0	0	0	1	4
11/8	Brevard	20	1-1	0-0	0-0	0	0	0	2	1	2
11/11	Drexel	27	0-1	0-1	3-4	1	0	0	1	0	3
11/17	Holy Cross	21	1-2	0-1	1-1	3	1	0	0	0	3
11/18	IUPUI	19	0-0	0-0	1-2	4	0	0	0	1	1
11/19	Elon	27	2-3	0-1	1-2	3	0	0	1	0	5
11/24	at Georgia	21	0-1	0-1	0-0	1	0	1	1	1	0
11/28	Bob Jones	16	1-1	0-0	0-0	0	0	1	0	1	2
12/2	at Coastal Carolina										
12/5	Queens										
12/10	at Little Rock										
12/16	at Xavier										
12/19	at South Carolina										
12/22	at Florida State										
12/29	Toccoa Falls										
1/3	Longwood										
1/6	at USC Upstate										
1/10	at Presbyterian										
1/13	Radford										
1/17	UNC Asheville										
1/20	at Gardner-Webb										
1/24	at Charleston Sou.										
1/27	High Point										
2/3	at UNC Asheville										
2/7	Charleston Sou.										
2/10	at Longwood										
2/14	at Radford										
2/21	Presbyterian										
2/24	USC Upstate										
2/28	at High Point										
3/2	Gardner-Webb										

CAREER STATS

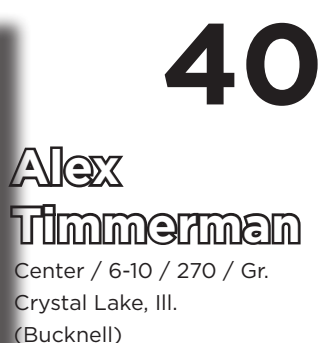
			Field Goals		3-Point		F-Throws		Rebounds									Scoring			
SEASON	TEAM	GP-GS	MIN	AVG	FG-FGA	FG%	3FG-3FGA	3FG%	FT-FTA	FT%	OFF	DEF	TOT	AVG	PF-FO	A	TO	BLK	STL	PTS	AVG
2019-20	Win	34-15	702/20.6	85-110	.773	0-5	.000	66-115	.574	59	71	130	3.8	94-4	19	19	16	18	236	6.9	
2020-21	Win	23-1	449/19.5	37-63	.587	0-7	.000	24-38	.632	41	41	82	3.6	48-1	7	10	16	16	98	4.3	
2021-22	Win	30-11	679/22.6	43-84	.512	4-18	.222	27-47	.574	40	73	113	3.8	60-0	21	19	23	18	117	3.9	
2022-23	Win	29-29	878/30.3	47-94	.500	14-42	.333	37-56	.661	42	83	125	4.3	72-3	31	29	36	33	145	5.0	
2023-24	Win	8-7	172/21.5	6-11	.545	0-4	.000	8-12	.667	4	11	15	1.9	14-0	1	2	5	5	20	2.5	
TOTAL		124-63	2880/23.2	218-362	.602	18-76	.237	162-268	.604	186	279	465	3.8	288-8	79	79	96	90	616	5.0	

CAREER HIGHS

Points	19	UNC Asheville (2/1/20)
Minutes	38	Campbell (2/22/23)
FGM	7	UNC Asheville (2/1/20)
FGA	10	Converse (12/31/21)
3PTFGM	2	two times
3PTFGA	4	two times
FTM	6	Mid-Atlantic Christian (11/16/19)
FTA	10	UNC Asheville (2/1/20)
Rebounds	10	Converse (12/31/21)
Assists	4	Piedmont (11/9/22)
Blocks	5	S.C. State (12/6/22)
Steals	4	UNC Asheville (1/13/22)
Turnovers	3	seven times

BIG SOUTH HIGHS (regular season only)

Points	19	UNC Asheville (2/1/20)
Minutes	38	Campbell (2/22/23)
FGM	7	UNC Asheville (2/1/20)
FGA	8	two times
3PTFGM	1	nine times
3PTFGA	4	two times
FTM	6	Gardner-Webb (1/11/20)
FTA	10	UNC Asheville (2/1/20)
Rebounds	9	four times
Assists	3	USC Upstate (1/23/20)
Blocks	3	at Presbyterian College (1/20/21)
Steals	4	UNC Asheville (1/13/22)
Turnovers	3	five times



- **Named to the All-Tournament Team at the Sunshine Slam (2022-23)**
- **Named the Patriot League Player of the Week (Nov. 29)**

- Coming off a season-high 19 points against Bob Jones as he was 7-for-7 at the foul line
- It was his first game in double-figures this year
- Has five or more rebounds in four straight games and 5-of-7 he's played
- Has started two of the seven games he's played and leads the team in rebounding (5.3 per game)
- Was a co-captain at Bucknell last year and posted 20 games in double-figures
- Scored a career-high 27 points vs. Lehigh and posting a double-double with 10 boards
- Recorded seven double-doubles in 2022-23
- Pulled down a career-high 14 rebounds vs. St. Francis (Pa.)
- Finished second in the Patriot League in rebounding (7.2) and 6th in total offensive rebounds
- Received the Bucknell Athletic Department Edward W. Pangburn Award
- Named to the Patriot League Honor Roll
- In 2021-22 he finished 2nd in the Patriot League in field goal percentage (.599)
- His .599 field goal percentage was 8th best in program history for a single-season

						Field Goals		3-Point		F-Throws		Rebounds									Scoring	
SEASON	TEAM	GP-GS	MIN/AVG	FG-FGA	FG%	3FG-3FGA	3FG%	FT-FTA	FT%	OFF	DEF	TOT	AVG	PF-FO	A	TO	BLK	STL	PTS	AVG		
2019-20	Buck	15-0	82/5.5	8-16	.500	1-3	.333	2-5	.400	6	9	15	1.0	16-2	3	6	2	3	19	1.3		
2020-21	Buck	8-0	54/6.7	4-11	.364	1-4	.250	2-4	.500	3	7	10	1.3	7-0	2	1	0	11	1.4			
2021-22	Buck	32-10	605/18.9	97-162	.599	4-9	.444	43-56	.768	38	99	137	4.3	47-0	23	39	10	6	241	7.5		
2022-23	Buck	32-32	895/28.0	140-269	.520	3-16	.188	83-112	.741	60	169	229	7.2	63-0	57	50	20	23	366	11.4		
2023-24	Win	7-2	131/18.7	19-37	.514	0-1	.000	17-19	.895	8	29	37	5.3	11-1	5	2	0	1	55	7.9		
TOTAL FOR Win		7-2	131/18.7	19-37	.514	0-1	.000	17-19	.895	8	29	37	5.3	11-1	5	2	0	1	55	7.9		
TOTAL		94-44	1766/18.8	268-495	.541	9-33	.273	147-196	.750	115	313	428	4.6	144-3	90	98	33	33	692	7.4		

Points	27	Lehigh (1/5/23)
Minutes	n/a	
FGM	12	Lehigh (1/5/23)
FGA	18	Lehigh (1/5/23)
3PTFGM	1	nine times
3PTFGAs	4	at Colgate (1/14/23)
FTM	7	two times
FTA	8	at Saint Peter's (11/15/22)
Rebounds	14	St. Francis (Pa.) (11/30/22)
Assists	5	at Loyola-Md. (1/28/23)
Blocks	3	Holy Cross (2/12/22)
Steals	2	seven times
Turnovers	n/a	

[illegible]

Points
Minutes
FGM
FGA
3PTFGM
3PTFGAs
FTM
FTA
Rebounds
Assists
Blocks
Steals
Turnovers